




Liquid Tight Straight Strain Relief Fittings

PG/NPT Threads – Nylon



UL/CSA
VDE
CAGE
PATENT
E103997
074032
71339
ZERO UE11
4145075

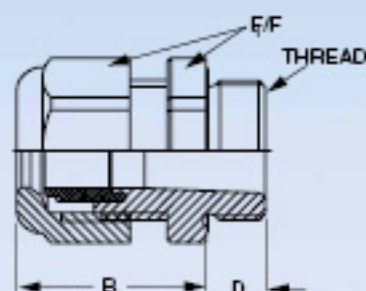
PART NUMBERS				CABLE RANGE inches (mm)	THREAD TYPE AND SIZE For thread specs see page 29	DIMENSIONS INCHES (MM)				
Dome Fittings 		Flex Fittings 				A Clearance Hole +.010" +.25 mm 0 0"	B Body Length Dome	C Body Length Flex	D Thread Length	F ₁ /F Wrenching Flats 
Black	Gray	Black	Gray							
CD07AA-BK	CD07AA-GY	CF07AA-BK	CF07AA-GY	.11 - .26 (3 - 6.5)	PG 7	.49 (12.5)	.83 (21)	2.13 (54)	.31 (8)	.59 (15)
CD07AR-BK	CD07AR-GY	CF07AR-BK	CF07AR-GY	.08 - .20 (2 - 5)	1/4" NPT					
CD09AA-BK	CD09AA-GY	CF09AA-BK	CF09AA-GY	.16 - .31 (4 - 8)	PG 9	.60 (15.2)	.87 (22)	2.48 (63)	.31 (8)	.75 (19)
CD09AR-BK	CD09AR-GY	CF09AR-BK	CF09AR-GY	.08 - .24 (2 - 6)						
CD09NA-BK	CD09NA-GY	CF09NA-BK	CF09NA-GY	.16 - .31 (4 - 8)	3/8" NPT	.68 (17.2)	.87 (22)	2.48 (63)	.59 (15)	.87(22) / .75(19) .87(22) / .75(19)
CD09NR-BK	CD09NR-GY	CF09NR-BK	CF09NR-GY	.08 - .24 (2 - 6)						
CD11AA-BK	CD11AA-GY	CF11AA-BK	CF11AA-GY	.20 - .39 (5 - 10)	PG 11	.73 (18.5)	.98 (25)	3.07 (78)	.31 (8)	.87 (22)
CD11AR-BK	CD11AR-GY	CF11AR-BK	CF11AR-GY	.11 - .27 (3 - 7)						
CD13AA-BK	CD13AA-GY	CF13AA-BK	CF13AA-GY	.24 - .47 (6 - 12)	PG 13.5	.80 (20.3)	1.06 (27)	3.54 (90)	.35 (9)	.94 (24)
CD13AR-BK	CD13AR-GY	CF13AR-BK	CF13AR-GY	.20 - .35 (5 - 9)						
CD13NA-BK	CD13NA-GY	CF13NA-BK	CF13NA-GY	.24 - .47 (6 - 12)	1/2" NPT	.83 (21.1)	1.06 (27)	3.54 (90)	.51 (13)	.94 (24)
CD13NR-BK	CD13NR-GY	CF13NR-BK	CF13NR-GY	.20 - .35 (5 - 9)						
CD16NA-BK	CD16NA-GY	CF16NA-BK	CF16NA-GY	.39 - .55 (10 - 14)	1/2" NPT	.83 (21.1)	1.10 (28)	3.94 (100)	.51 (13)	1.06 (27)
CD16NR-BK	CD16NR-GY	CF16NR-BK	CF16NR-GY	.27 - .47 (7 - 12)						
CD16AA-BK	CD16AA-GY	CF16AA-BK	CF16AA-GY	.39 - .55 (10 - 14)	PG 16	.88 (22.3)	1.10 (28)	3.94 (100)	.39 (10)	1.06 (27)
CD16AR-BK	CD16AR-GY	CF16AR-BK	CF16AR-GY	.27 - .47 (7 - 12)						
CD21AA-BK	CD21AA-GY	CF21AA-BK	CF21AA-GY	.51 - .71 (13 - 18)	PG 21	1.12 (28.4)	1.22 (31)	4.49 (114)	.43 (11)	1.30 (33)
CD21AR-BK	CD21AR-GY	CF21AR-BK	CF21AR-GY	.35 - .63 (9 - 16)						
CD21NA-BK	CD21NA-GY	CF21NA-BK	CF21NA-GY	.51 - .71 (13 - 18)	3/4" NPT	1.05 (26.7)	1.22 (31)	4.49 (114)	.55 (14)	1.30 (33)
CD21NR-BK	CD21NR-GY	CF21NR-BK	CF21NR-GY	.35 - .63 (9 - 16)						
CD29AA-BK	CD29AA-GY			.71 - .98 (18 - 25)	PG 29	1.47 (37.3)	1.53 (39)	--	.43 (11)	1.65 (42)
CD29AR-BK	CD29AR-GY			.51 - .79 (13 - 20)						
CD29NA-BK	CD29NA-GY			.71 - .98 (18 - 25)	1" NPT	1.35 (34.3)	1.53 (39)	--	.75 (19)	1.65 (42)
CD29NR-BK	CD29NR-GY			.51 - .79 (13 - 20)						
CD29LA-BK	CD29LA-GY			.71 - .98 (18 - 25)	1-1/4" NPT	1.65 (41.9)	1.53 (39)	--	.63 (16)	1.81(46) / 1.65(42) 1.81(46) / 1.65(42)
CD29LR-BK	CD29LR-GY			.51 - .79 (13 - 20)						
CD36AA-BK	CD36AA-GY			.87 - 1.26 (22 - 32)	PG 36	1.85 (47.0)	1.89 (48)	--	.51 (13)	2.09 (53)
CD36AR-BK	CD36AR-GY			.79 - 1.02 (20 - 26)						
CD36NA-BK	CD36NA-GY			.87 - 1.26 (22 - 32)	1-1/2" NPT	1.92 (48.7)	1.89 (48)	--	.79 (20)	2.09 (53)
CD36NR-BK	CD36NR-GY			.79 - 1.02 (20 - 26)						
CD42AA-BK	CD42AA-GY			1.26 - 1.50 (32 - 38)	PG 42	2.13 (54.1)	1.93 (49)	--	.51 (13)	2.36 (60)
CD42AR-BK	CD42AR-GY			.98 - 1.22 (25 - 31)						
CD48AA-BK	CD48AA-GY			1.46 - 1.73 (37 - 44)	PG48	2.34 (59.4)	1.93 (49)	--	.55 (14)	2.56 (65)
CD48AR-BK	CD48AR-GY			1.14 - 1.38 (29 - 35)						

Longer thread lengths available, see page 7.

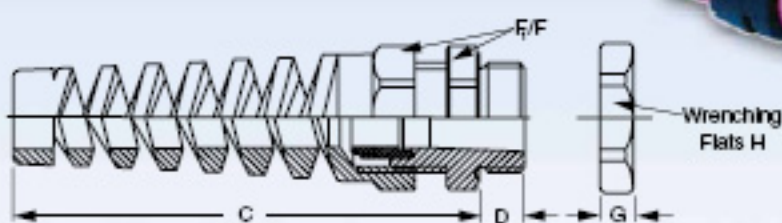
Also available in ATEX & EEx e versions!

The PG7 thread fits a 1/4" NPT or 1/2"-20 UNF.

Installs in either clearance or threaded holes



For Product Specifications see page 6.



Suggested Clearance Hole for Non-Threaded Mounting

