



Setting the standards



Setting Standards

www.sealconusa.com

The HUMMEL Group

Waldkirch is located north of Freiburg at the junction of Germany, France and Switzerland. Here are the corporate headquarters of the HUMMEL group, which can reflect on 50 years of history.

1948

The Anton Hummel manufacturing firm is founded. They produce various metal parts for Electro and HVAC applications.

1970

Hummel expands to include production of plastic parts.

1987

A fully automated plating facility is set up.

1995

HUMMEL is reorganized into various subsidiaries.

Today, 12 independent companies are part of the HUMMEL Group. They are located all around the world, and develop, produce and set standards in the various product categories.

- Liquid tight strain relief fittings and conduit fittings
- Circular connectors
- Sensing and control devices
- Precision turned parts
- HVAC fittings and fixtures

The HUMMEL Group is an independent family owned enterprise.

With our 30 years experience in design and development of plastic products, their respective molds and assemblies, we want to offer this same know-how in the manufacturing of thermoplastic, steel, aluminum and polyester industrial enclosures.

We are DIN ISO 9001 certified and manufacture under strict ecological requirements.

To complement our extensive strain relief and Circular Connector program we offer the enclosure line to solve any customer's requests quickly and comprehensively.

★ MADE IN WALDKIRCH ★

Company History



Product Range

- Liquid tight strain relief and conduit fittings
- Circular Connectors
- Industrial Enclosures
- Sensing and Control Devices
- Precision turned parts
- HVAC Fittings and Fixtures
- Installation Enclosures



To request catalog:
info.het@hummel-group.com

Cable Glands



Circular Connectors





Setting Standards

www.sealconusa.com

We sell Enclosures



We custom machine Enclosures



We assemble Enclosures



Enclosure Solutions

■ Standard Enclosures

Made of Polycarbonate, ABS, Polyester, Aluminium, Steel and Stainless Steel

■ Custom machined Enclosures

We offer custom machined non-metallic and metallic enclosures, modified and assembled to your specifications.

We offer enclosures with knockouts, drilled or tapped holes and equipped with HUMMEL's proven HSK Strain Relief products and Accessories.

■ Face Plate

Face plate or Foil Switches – no problem! We meet your requirements with reliability and quick turn around time.



Table of Contents

Small Enclosures made of Polycarbonate or ABS (PCA / ABS)



Starting page 7

Mid size Enclosures made of Polycarbonate or ABS (PCA / ABS)



Starting page 19

Large Enclosures of Polycarbonate or ABS (PCA / ABS)



Starting page 31

Hinged enclosures made of Polycarbonate (PCH)



Starting page 43

Aluminum Enclosures (ALA)



Starting page 53

EMI Polycarbonate Enclosures (PCE)



Starting page 67

Enclosures of Polyester (PYA)



Starting page 75

Enclosures made of Steel and Stainless Steel (STA / SSA)



Starting page 83

Technical Information

Starting page 95

Created by

Graphic & Layout: intermedia marketing gmbh.

Small Enclosures made of Polycarbonate or ABS - OEM

Series 11 with plain Sides

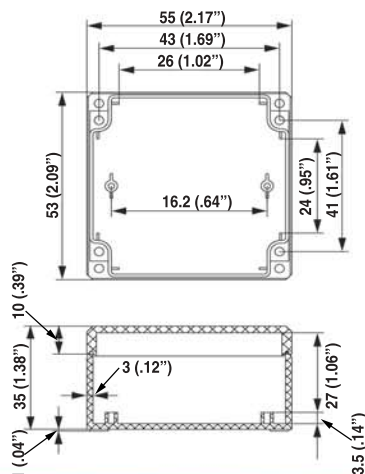
The enclosures are manufactured using the highest grade Thermoplastics, Polycarbonate, and ABS for demanding OEM applications. e.g. protecting electronic - & pneumatic components. The series 11 Polycarbonate enclosures have UL approval.



Technical Information	Polycarbonate	ABS
Protection EN 60 529	IP 66 / 67	IP 66 / 67
Impact EN 50 102	IK 08 / IK 08	IK 07 / IK 06
(+35 °C / -25 °C)		
Temperature range	-50 °C...+100 °C	-40 °C...+60 °C
Fire resistance per UL 94	V-2	HB
Standard color	Grey RAL 7035	Grey RAL 7035
Transparent cover	Polycarbonate	Polycarbonate
Gasket	PUR (Polyurethane)	PUR (Polyurethane)
Cover screws	Stainless steel	Stainless steel
	DIN X6Cr17	DIN X6Cr17



(PCA / ABS) 53 x 55 x 36 mm (2.09" x 2.17" x 1.42")



Polycarbonate	Part Number
Grey cover	3.110.0500.05
Transp. cover*	3.110.0500.12

ABS	Part Number
Grey cover	3.110.0500.29
Transp. cover*	3.110.0500.36

Assembly and machining services of your enclosures are available upon request.
Drawings with additional dimensions can be furnished upon request.

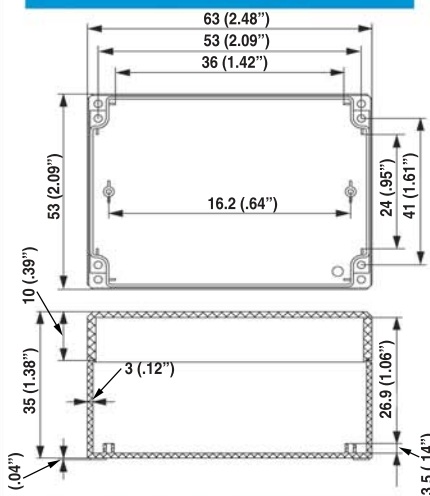
Cover screws, assembly screws and plugs are included.
*Transparent cover always out of Polycarbonate

Accessories	Part Number
DIN Rail, DIN 15	3.110.0509.37



Additional accessories on page 17.

(PCA / ABS) 53 x 63 x 36 mm (2.09" x 2.48" x 1.42")



Polycarbonate	Part Number
Grey cover	3.110.0500.43
Transp. cover*	3.110.0500.50

ABS	Part Number
Grey cover	3.110.0500.67
Transp. cover*	3.110.0500.74

Assembly and machining services of your enclosures are available upon request.
Drawings with additional dimensions can be furnished upon request.

Cover screws, assembly screws and plugs are included.
*Transparent cover always out of Polycarbonate

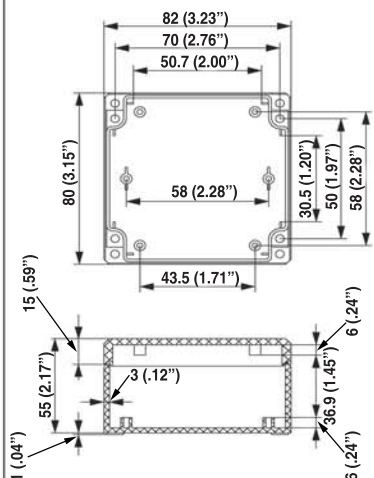
Accessories	Part Number
DIN Rail, DIN 15	3.110.0509.44



Additional accessories on page 17.

Small Enclosures made of Polycarbonate or ABS

(PCA / ABS) 80 x 82 x 56 mm (3.15" x 3.23" x 2.20")



Polycarbonate	Part Number
Grey cover	3.110.0500.81
Transp. cover*	3.110.0500.98
ABS	Part Number
Grey cover	3.110.0501.04
Transp. cover*	3.110.0501.11

Assembly and machining services of your enclosures are available upon request.
Drawings with additional dimensions can be furnished upon request.

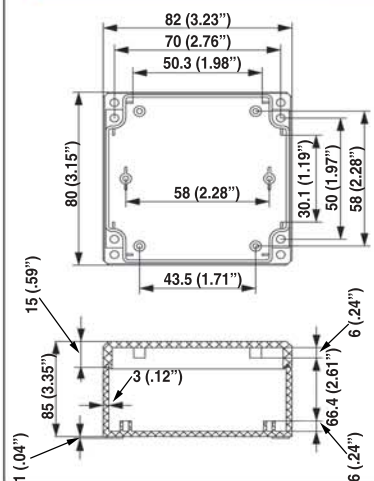
Cover screws, assembly screws and plugs are included.
*Transparent cover always out of Polycarbonate

Accessories	Part Number
Mounting plate, 1,5 mm thick, galvanized steel	3.110.0508.21
Mounting plate, 2 mm thick, ø 3 mm perforated, yellow passivated steel	3.110.0523.99
DIN Rail, DIN 15	3.110.0509.51
DIN Rail, DIN 35	3.110.0509.68



Additional accessories on page 17.

(PCA / ABS) 80 x 82 x 86 mm (3.15" x 3.23" x 3.39")




Polycarbonate	Part Number
Grey cover	3.110.0501.28
Transp. cover*	3.110.0501.35
ABS	Part Number
Grey cover	3.110.0501.42
Transp. cover*	3.110.0501.59

Assembly and machining services of your enclosures are available upon request.
Drawings with additional dimensions can be furnished upon request.

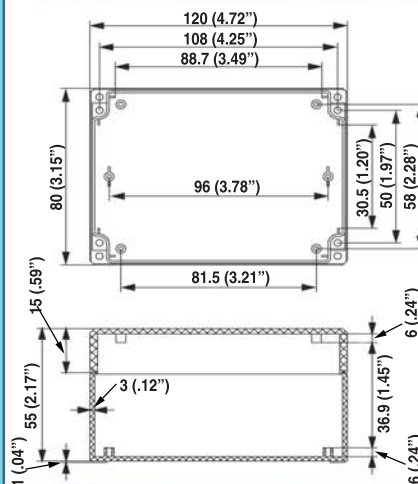
Cover screws, assembly screws and plugs are included.
*Transparent cover always out of Polycarbonate

Accessories	Part Number
Mounting plate, 1,5 mm thick, galvanized steel	3.110.0508.21
Mounting plate, 2 mm thick, ø 3 mm perforated, yellow passivated steel	3.110.0523.99
DIN Rail, DIN 15	3.110.0509.51
DIN Rail, DIN 35	3.110.0509.68



Additional accessories on page 17.

(PCA / ABS) 80 x 120 x 56 mm (3.15" x 4.72" x 2.20")



Polycarbonate	Part Number
Grey cover	3.110.0501.66

Transp. cover*	3.110.0501.73
----------------	---------------

ABS	Part Number
-----	-------------

Grey cover	3.110.0501.80
------------	---------------

Transp. cover*	3.110.0501.97
----------------	---------------


Assembly and machining services of your enclosures are available upon request.
Drawings with additional dimensions can be furnished upon request.

Accessories	Part Number
Mounting plate, 1.5 mm thick, galvanized steel	3.110.0508.38

Mounting plate, 2 mm thick, ø 3 mm
perforated, yellow passivated steel 3.110.0524.05

DIN Rail, DIN 15	3.110.0509.75
------------------	---------------

DIN Rail, DIN 35	3.110.0509.82
------------------	---------------

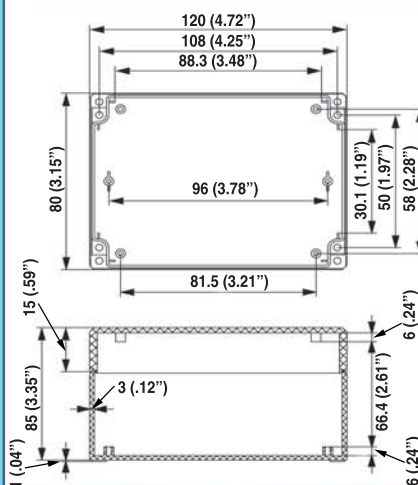


Additional accessories on page 17.

Cover screws, assembly screws and plugs are included.

*Transparent cover always out of Polycarbonate

(PCA / ABS) 80 x 120 x 86 mm (3.15" x 4.72" x 3.39")



Polycarbonate	Part Number
Grey cover	3.110.0502.03

Transp. cover*	3.110.0502.10
----------------	---------------

ABS	Part Number
-----	-------------

Grey cover	3.110.0502.27
------------	---------------

Transp. cover*	3.110.0502.34
----------------	---------------


Assembly and machining services of your enclosures are available upon request.
Drawings with additional dimensions can be furnished upon request.

Accessories	Part Number
Mounting plate, 1.5 mm thick, galvanized steel	3.110.0508.38

Mounting plate, 2 mm thick, \varnothing 3 mm
perforated, yellow passivated steel 3.110.0524.05

DIN Rail, DIN 15	3.110.0509.75
------------------	---------------

DIN Rail, DIN 35	3.110.0509.82
------------------	---------------



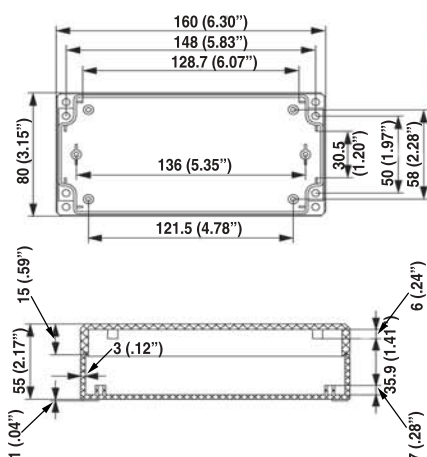
Additional accessories on page 17.

Cover screws, assembly screws and plugs are included.

*Transparent cover always out of Polycarbonate

Small Enclosures made of Polycarbonate or ABS

(PCA / ABS) 80 x 160 x 56 mm (3.15" x 6.30" x 2.20")




Polycarbonate	Part Number
Grey cover	3.110.0502.41
Transp. cover*	3.110.0502.58
ABS	Part Number
Grey cover	3.110.0502.65
Transp. cover*	3.110.0502.72

Assembly and machining services of your enclosures are available upon request.
Drawings with additional dimensions can be furnished upon request.

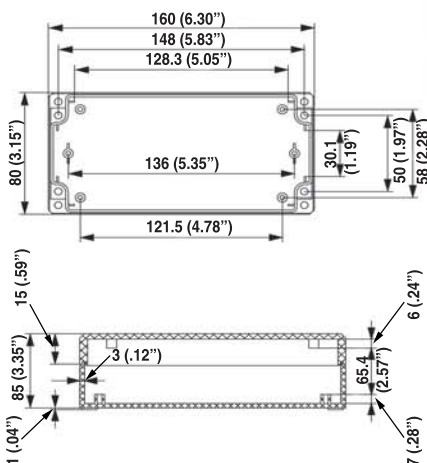
Cover screws, assembly screws and plugs are included.
*Transparent cover always out of Polycarbonate

Accessories	Part Number
Mounting plate, 1,5 mm thick, galvanized steel	3.110.0508.45
Mounting plate, 2 mm thick, ø 3 mm perforated, yellow passivated steel	3.110.0524.12
DIN Rail, DIN 15	3.110.0509.99
DIN Rail, DIN 35	3.110.0510.02



Additional accessories on page 17.

(PCA / ABS) 80 x 160 x 86 mm (3.15" x 6.30" x 3.39")




Polycarbonate	Part Number
Grey cover	3.110.0502.89
Transp. cover*	3.110.0502.96
ABS	Part Number
Grey cover	3.110.0503.02
Transp. cover*	3.110.0503.19

Assembly and machining services of your enclosures are available upon request.
Drawings with additional dimensions can be furnished upon request.

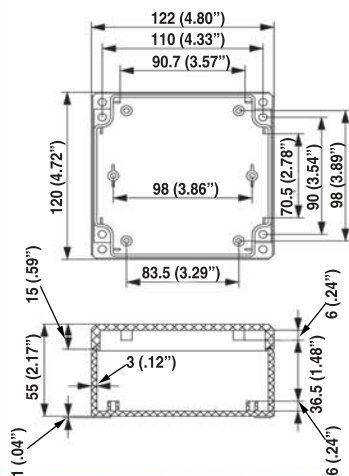
Cover screws, assembly screws and plugs are included.
*Transparent cover always out of Polycarbonate

Accessories	Part Number
Mounting plate, 1,5 mm thick, galvanized steel	3.110.0508.45
Mounting plate, 2 mm thick, ø 3 mm perforated, yellow passivated steel	3.110.0524.12
DIN Rail, DIN 15	3.110.0509.99
DIN Rail, DIN 35	3.110.0510.02



Additional accessories on page 17.

(PCA / ABS) 120 x 122 x 56 mm (4.72" x 4.80" x 2.20")




Polycarbonate	Part Number
Grey cover	3.110.0503.26
Transp. cover*	3.110.0503.33
ABS	Part Number
Grey cover	3.110.0503.40
Transp. cover*	3.110.0503.57

Assembly and machining services of your enclosures are available upon request.
Drawings with additional dimensions can be furnished upon request.

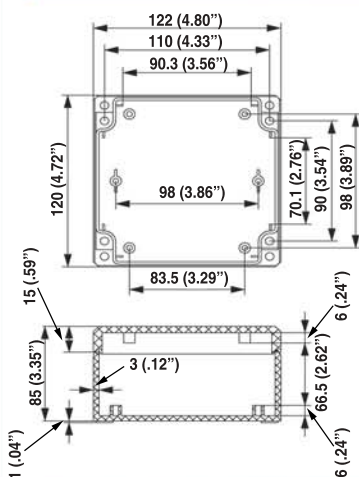
Cover screws, assembly screws and plugs are included.
*Transparent cover always out of Polycarbonate

Accessories	Part Number
Mounting plate, 1,5 mm thick, galvanized steel	3.110.0508.52
Mounting plate, 2 mm thick, ø 3 mm perforated, yellow passivated steel	3.110.0524.29
DIN Rail, DIN 15	3.110.0509.75
DIN Rail, DIN 35	3.110.0509.82



Additional accessories on page 17.

(PCA / ABS) 120 x 122 x 86 mm (4.72" x 4.80" x 3.39")




Polycarbonate	Part Number
Grey cover	3.110.0503.64
Transp. cover*	3.110.0503.71
ABS	Part Number
Grey cover	3.110.0503.88
Transp. cover*	3.110.0503.95

Assembly and machining services of your enclosures are available upon request.
Drawings with additional dimensions can be furnished upon request.

Cover screws, assembly screws and plugs are included.
*Transparent cover always out of Polycarbonate

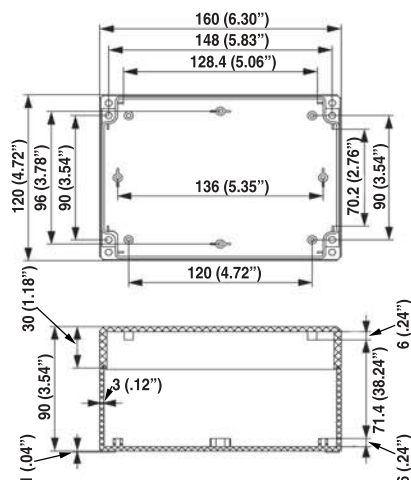
Accessories	Part Number
Mounting plate, 1,5 mm thick, galvanized steel	3.110.0508.52
Mounting plate, 2 mm thick, ø 3 mm perforated, yellow passivated steel	3.110.0524.29
DIN Rail, DIN 15	3.110.0509.75
DIN Rail, DIN 35	3.110.0509.82



Additional accessories on page 17.

Small Enclosures made of Polycarbonate or ABS

(PCA/ ABS) 120 x 160 x 91 mm (4.72" x 6.30" x 3.58")




Polycarbonate	Part Number
Grey cover	3.110.0504.01
Transp. cover*	3.110.0504.18
ABS	Part Number
Grey cover	3.110.0504.25
Transp. cover*	3.110.0504.32

Assembly and machining services of your enclosures are available upon request.
Drawings with additional dimensions can be furnished upon request.

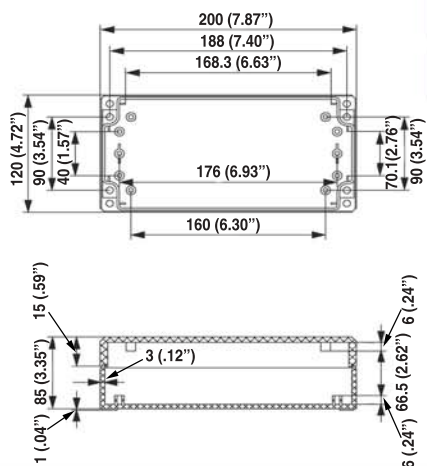
Cover screws, assembly screws and plugs are included.
*Transparent cover always out of Polycarbonate

Accessories	Part Number
Mounting plate, 1,5 mm thick, galvanized steel	3.110.0508.69
Mounting plate, 2 mm thick, ø 3 mm perforated, yellow passivated steel	3.110.0524.36
DIN Rail, DIN 15	3.110.0509.99
DIN Rail, DIN 35	3.110.0510.02



Additional accessories on page 17.

(PCA / ABS) 120 x 200 x 86 mm (4.72" x 7.87" x 3.39")




Polycarbonate	Part Number
Grey cover	3.110.0504.87
Transp. cover*	3.110.0504.94
ABS	Part Number
Grey cover	3.110.0505.00
Transp. cover*	3.110.0505.17

Assembly and machining services of your enclosures are available upon request.
Drawings with additional dimensions can be furnished upon request.

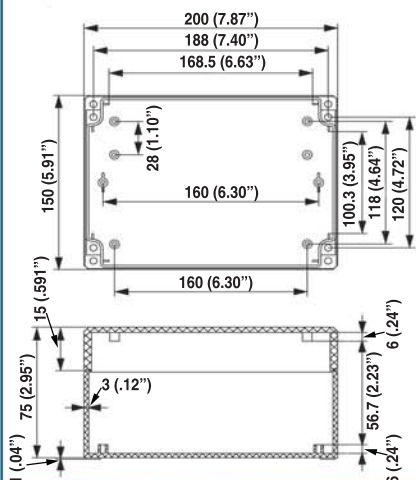
Cover screws, assembly screws and plugs are included.
*Transparent cover always out of Polycarbonate

Accessories	Part Number
Mounting plate, 1,5 mm thick, galvanized steel	3.110.0508.76
Mounting plate, 2 mm thick, ø 3 mm perforated, yellow passivated steel	3.110.0524.43
DIN Rail, DIN 35	3.110.0510.57



Additional accessories on page 17.

(PCA / ABS) 150 x 200 x 76 mm (5.91" x 7.87" x 2.99")




Polycarbonate	Part Number
Grey cover	3.110.0505.62
Transp. cover*	3.110.0505.79

ABS	Part Number
Grey cover	3.110.0505.86
Transp. cover*	3.110.0505.93

Assembly and machining services of your enclosures are available upon request.
Drawings with additional dimensions can be furnished upon request.

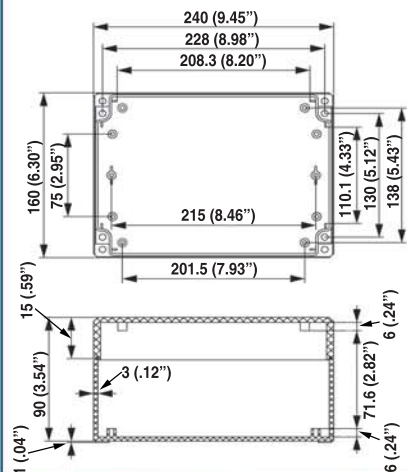
Cover screws, assembly screws and plugs are included.
*Transparent cover always out of Polycarbonate

Accessories	Part Number
Mounting plate, 1,5 mm thick, galvanized steel	3.110.0508.90
Mounting plate, 2 mm thick, ø 3 mm perforated, yellow passivated steel	3.110.0524.67
DIN Rail, DIN 35	3.110.0510.71



Additional accessories on page 17.

(PCA / ABS) 160 x 240 x 91 mm (6.30" x 9.45" x 3.58")




Polycarbonate	Part Number
Grey cover	3.110.0506.09
Transp. cover*	3.110.0506.16

ABS	Part Number
Grey cover	3.110.0506.23
Transp. cover*	3.110.0506.30

Assembly and machining services of your enclosures are available upon request.
Drawings with additional dimensions can be furnished upon request.

Cover screws, assembly screws and plugs are included.
*Transparent cover always out of Polycarbonate

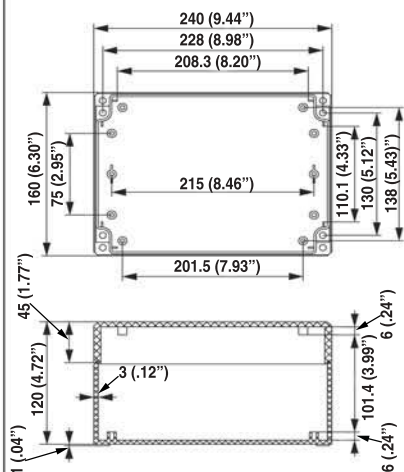
Accessories	Part Number
Mounting plate, 1,5 mm thick, galvanized steel	3.110.0509.06
Mounting plate, 2 mm thick, ø 3 mm perforated, yellow passivated steel	3.110.0524.74
DIN Rail, DIN 35	3.110.0561.20



Additional accessories on page 17.

Small Enclosures made of Polycarbonate or ABS

(PCA / ABS) 160 x 240 x 121 mm (6.3" x 9.45" x 4.76")




Polycarbonate	Part Number
Grey cover	3.110.0506.47
Transp. cover*	3.110.0506.54

ABS	Part Number
Grey cover	3.110.0506.61
Transp. cover*	3.110.0506.78

Assembly and machining services of your enclosures are available upon request.
Drawings with additional dimensions can be furnished upon request.

Accessories	Part Number
Mounting plate, 1,5 mm thick, galvanized steel	3.110.0509.06
Mounting plate, 2 mm thick, ø 3 mm perforated, yellow passivated steel	3.110.0524.74
DIN Rail, DIN 35	3.110.0561.20

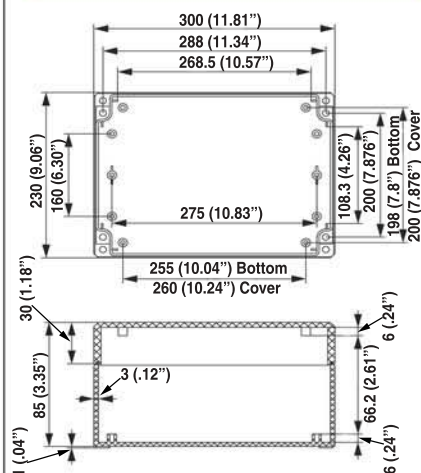


Additional accessories on page 17.

Cover screws, assembly screws and plugs are included.

*Transparent cover always out of Polycarbonate

(PCA / ABS) 230 x 300 x 86 mm (9.06" x 11.81" x 3.39")




Polycarbonate	Part Number
Grey cover	3.110.0507.22
Transp. cover*	3.110.0507.39

ABS	Part Number
Grey cover	3.110.0507.46
Transp. cover*	3.110.0507.53

Assembly and machining services of your enclosures are available upon request.
Drawings with additional dimensions can be furnished upon request.

Accessories	Part Number
Mounting plate, 1,5 mm thick, galvanized steel	3.110.0509.20
Mounting plate, 2 mm thick, ø 3 mm perforated, yellow passivated steel	3.110.0524.98
DIN Rail, DIN 35	3.110.0511.01

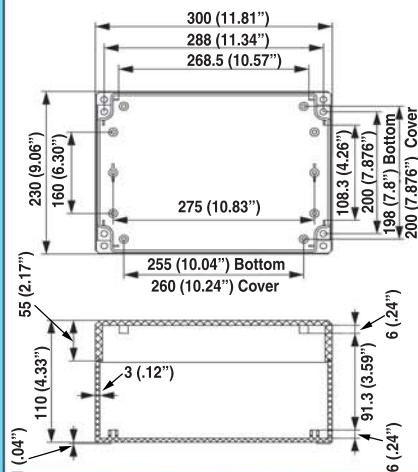


Additional accessories on page 17.

Cover screws, assembly screws and plugs are included.

*Transparent cover always out of Polycarbonate

(PCA / ABS) 230 x 300 x 111 mm (9.05 x 11.81" x 4.37")




Polycarbonate	Part Number
Grey cover	3.110.0507.60
Transp. cover*	3.110.0507.77

ABS	Part Number
Grey cover	3.110.0507.84
Transp. cover*	3.110.0507.91

Assembly and machining services of your enclosures are available upon request. Drawings with additional dimensions can be furnished upon request.

Cover screws, assembly screws and plugs are included.
*Transparent cover always out of Polycarbonate

Accessories	Part Number
Mounting plate, 1,5 mm thick, galvanized steel	3.110.0509.20
Mounting plate, 2 mm thick, ø 3 mm perforated, yellow passivated steel	3.110.0524.98
DIN Rail, DIN 35	3.110.0511.01



Additional accessories on page 17.

Small Enclosures made of Polycarbonate or ABS

Accessories

Hinges	Size mm	Part Number
Pair, polycarbonate	28 x 28 x 10	3.811.0561.44



Accessories

Fastening Lugs	Size mm	Part Number
Set, polycarbonate	33 x 21 x 9,5	3.811.0511.25



Accessories

Cover Plugs	Size mm	Part Number
Set, polycarbonate	3 x 18	3.811.0511.49



Accessories

Cover Screws	Size mm	Part Number
Cover screws, short	3 x 18	3.811.0511.63
Cover screws, set incl. 4 cover screws and 4 mounting screws	3 x 18	3.811.0512.93
Cover screws, set incl. 6 cover screws and 4 mounting screws	3 x 18	3.811.0513.09
Cover screws, long for over 100 mm deep models	3 x 50	3.811.0512.79
Cover screws	3 x 18	3.811.0512.86



Accessories

Mounting Screws	Size mm	Part Number
Mounting Screws	3 x 7	3.811.0511.56



We custom machine Enclosures

You can take advantage of our comprehensive experience and know how to develop and implement your ideas.

We provide CAD services upon request.

Our experience in manufacturing metallic and non metallic products economically in our modern manufacturing facility is at your service.



Mid Size Enclosures made of Polycarbonate or ABS - OEM

Series 12 with plain Sides and metric or PG Knockouts

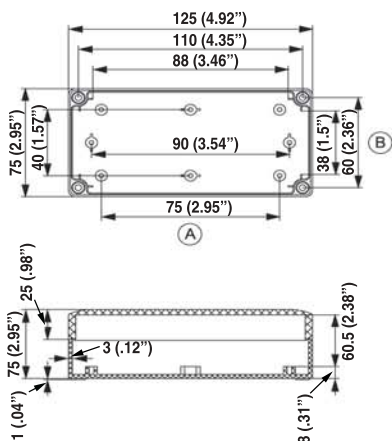
Manufactured from high performance thermoplastic, Polycarbonate or ABS. These enclosures are suitable for demanding OEM applications, e.g. for the protection of electronic and pneumatic components.

This series includes small and medium sized universal enclosures made of Polycarbonate with metric or PG knockouts. The enclosures are available in increments of 25 mm (1"), e.g. 75 x 125 x 75 to 175 x 250 x 150 mm.

Technical Information	Polycarbonate	ABS
Protection EN 60529	IP 66 / 67	IP 66 / 67
Impact EN 50102	IK 08 / IK 08	IK 07 / IK 06
(+35 °C / -25 °C)		
Temperature range	-50 °C...+100 °C	-40 °C...+60 °C
Fire resistance per UL 94	V-2	HB
Standard color	Grey RAL 7035	Grey RAL 7035
Transparent cover	Polycarbonate	Polycarbonate
Gasket	PUR (Polyurethane)	PUR (Polyurethane)
Cover screws	Stainless steel	Stainless steel
	DIN X6Cr17	DIN X6Cr17



(PCA / ABS) 75 x 125 x 75 mm (2.95" x 4.92" x 2.95")




Polycarbonate	Part Number
Grey cover, plain sides	3.120.0550.31
Grey cover, metric knockouts, A: 3 x \varnothing 12 mm / 20 mm B: 1 x \varnothing 16 mm / 25 mm	3.120.0663.58
Grey cover, PG knockouts, A: 3 x PG 9 / PG 13,5 B: 1 x PG 9 / PG 13,5	3.120.0550.00
Transp. cover*, plain sides	3.120.0550.24
Transp. cover*, metric knockouts, A: 3 x \varnothing 12 mm / 20 mm B: 1 x \varnothing 16 mm / 25 mm	3.120.0665.25
Transp. cover*, PG knockouts, A: 3 x PG 9 / PG 13,5 B: 1 x PG 9 / PG 13,5	3.120.0550.17

ABS	Part Number
Grey cover, plain sides	3.120.0550.48
Transp. cover*, plain sides	3.120.0550.55

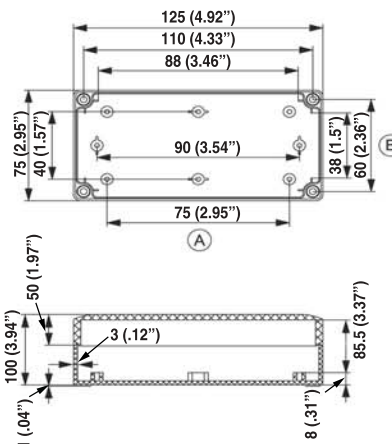
Assembly and machining services of your enclosures are available upon request.
Drawings with additional dimensions can be furnished upon request.
Cover screws and assembly screws are included.
*Transparent cover always out of Polycarbonate

Accessories	Part Number
Mounting plate, 1,5 mm thick, galvanized steel	3.120.0560.38
Mounting plate, 2 mm thick, \varnothing 3 mm perforated, yellow passivated steel	3.120.0525.11
DIN Rail, DIN 35, short side	3.120.0560.90
DIN Rail, DIN 35, long side	3.120.0561.06



Additional accessories on page 29.

(PCA / ABS) 75 x 125 x 100 mm (2.95" x 4.92" x 3.94")




Polycarbonate	Part Number
Grey cover, plain sides	3.120.0550.86
Grey cover, metric knockouts, A: 3 x \varnothing 12 mm / 20 mm B: 1 x \varnothing 16 mm / 25 mm	3.120.0663.65
Grey cover, PG knockouts, A: 3 x PG 9 / PG 13,5 B: 1 x PG 9 / PG 13,5	3.120.0550.62
Transp. cover*, plain sides	3.120.0550.93
Transp. cover*, metric knockouts, A: 3 x \varnothing 12 mm / 20 mm B: 1 x \varnothing 16 mm / 25 mm	3.120.0665.32
Transp. cover*, PG knockouts, A: 3 x PG 9 / PG 13,5 B: 1 x PG 9 / PG 13,5	3.120.0550.79

ABS	Part Number
Grey cover, plain sides	3.120.0551.09
Transp. cover*, plain sides	3.120.0551.16

Assembly and machining services of your enclosures are available upon request.
Drawings with additional dimensions can be furnished upon request.
Cover screws and assembly screws are included.
*Transparent cover always out of Polycarbonate

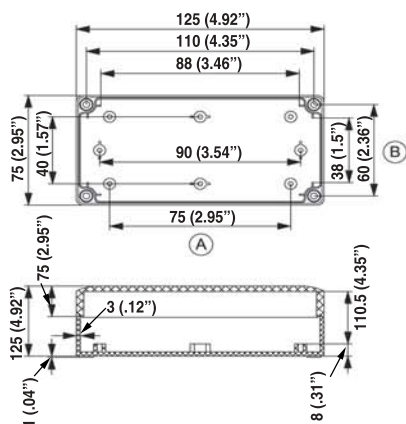
Accessories	Part Number
Mounting plate, 1,5 mm thick, galvanized steel	3.120.0560.38
Mounting plate, 2 mm thick, \varnothing 3 mm perforated, yellow passivated steel	3.120.0525.11
DIN Rail, DIN 35, short side	3.120.0560.90
DIN Rail, DIN 35, long side	3.120.0561.06



Additional accessories on page 29.

Mid size Enclosures made of Polycarbonate or ABS

(PCA / ABS) 75 x 125 x 125 mm (2.95" x 4.92" x 4.92")




Polycarbonate	Part Number
Grey cover, plain sides	3.120.0551.47
Grey cover, metric knockouts, A: 3 x \varnothing 12 mm / 20 mm B: 1 x \varnothing 16 mm / 25 mm	3.120.0663.72
Grey cover, PG knockouts, A: 3 x PG 9 / PG 13,5 B: 1 x PG 9 / PG 13,5	3.120.0551.23
Transp. cover*, plain sides	3.120.0551.54
Transp. cover*, metric knockouts, A: 3 x \varnothing 12 mm / 20 mm B: 1 x \varnothing 16 mm / 25 mm	3.120.0665.49
Transp. cover*, PG knockouts, A: 3 x PG 9 / PG 13,5 B: 1 x PG 9 / PG 13,5	3.120.0551.30

ABS	Part Number
Grey cover, plain sides	3.120.0551.61
Transp. cover*, plain sides	3.120.0551.78

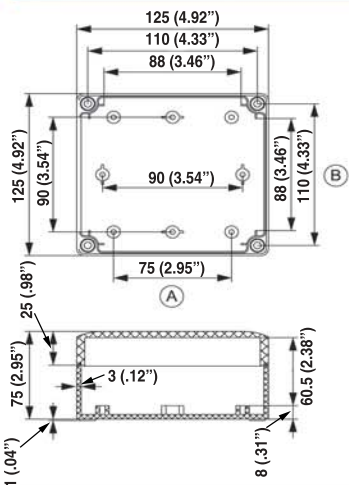
Assembly and machining services of your enclosures are available upon request.
Drawings with additional dimensions can be furnished upon request.
Cover screws and assembly screws are included.
*Transparent cover always out of Polycarbonate

Accessories	Part Number
Mounting plate, 1,5 mm thick, galvanized steel	3.120.0560.38
Mounting plate, 2 mm thick, \varnothing 3 mm perforated, yellow passivated steel	3.120.0525.11
DIN Rail, DIN 35, short side	3.120.0560.90
DIN Rail, DIN 35, long side	3.120.0561.06



Additional accessories on page 29.

(PCA / ABS) 125 x 125 x 75 mm (4.92" x 4.92" x 2.95")




Polycarbonate	Part Number
Grey cover, plain sides	3.120.0552.08
Grey cover, metric knockouts, A: 3 x \varnothing 12 mm / 20 mm B: 2 x \varnothing 16 mm / 25 mm	3.120.0663.89
Grey cover, PG knockouts, A: 3 x PG 9 / PG 13,5 B: 2 x PG 16 / PG 21	3.120.0551.85
Transp. cover*, plain sides	3.120.0552.15
Transp. cover*, metric knockouts, A: 3 x \varnothing 12 mm / 20 mm B: 2 x \varnothing 16 mm / 25 mm	3.120.0665.56
Transp. cover*, PG knockouts, A: 3 x PG 9 / PG 13,5 B: 2 x PG 16 / PG 21	3.120.0551.92

ABS	Part Number
Grey cover, plain sides	3.120.0552.22
Transp. cover*, plain sides	3.120.0552.39

Assembly and machining services of your enclosures are available upon request.
Drawings with additional dimensions can be furnished upon request.
Cover screws and assembly screws are included.
*Transparent cover always out of Polycarbonate

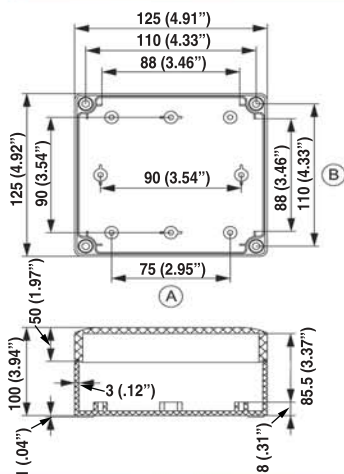
Accessories	Part Number
Mounting plate, 1,5 mm thick, galvanized steel	3.120.0560.45
Mounting plate, 2 mm thick, \varnothing 3 mm perforated, yellow passivated steel	3.120.0525.28
DIN Rail, DIN 35	3.120.0561.06



Additional accessories on page 29.

Mid size Enclosures made of Polycarbonate or ABS

(PCA / ABS) 125 x 125 x 100 mm (4.92" x 4.92" x 3.37")



Polycarbonate	Part Number
Grey cover, plain sides	3.120.0552.60
Grey cover, metric knockouts, A: 3 x ø 12 mm / 20 mm B: 2 x ø 16 mm / 25 mm	3.120.0663.96
Grey cover, PG knockouts, A: 3 x PG 9 / PG 13,5 B: 2 x PG 16 / PG 21	3.120.0552.46
Transp. cover*, plain sides	3.120.0552.77
Transp. cover*, metric knockouts, A: 3 x ø 12 mm / 20 mm B: 2 x ø 16 mm / 25 mm	3.120.0665.63
Transp. cover*, PG knockouts, A: 3 x PG 9 / PG 13,5 B: 2 x PG 16 / PG 21	3.120.0552.53

ABS	Part Number
Grey cover, plain sides	3.120.0552.84
Transp. cover*, plain sides	3.120.0552.91

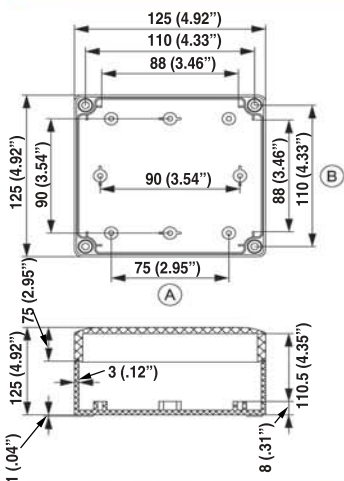
Assembly and machining services of your enclosures are available upon request.
Drawings with additional dimensions can be furnished upon request.
Cover screws and assembly screws are included.
*Transparent cover always out of Polycarbonate

Accessories	Part Number
Mounting plate, 1,5 mm thick, galvanized steel	3.120.0560.45
Mounting plate, 2 mm thick, ø 3 mm perforated, yellow passivated steel	3.120.0525.28
DIN Rail, DIN 35	3.120.0561.06



Additional accessories on page 29.

(PCA / ABS) 125 x 125 x 125 mm (4.92" x 4.92" x 4.92")




Polycarbonate	Part Number
Grey cover, plain sides	3.120.0553.21
Grey cover, metric knockouts, A: 3 x ø 12 mm / 20 mm B: 2 x ø 16 mm / 25 mm	3.120.0664.02
Grey cover, PG knockouts, A: 3 x PG 9 / PG 13,5 B: 2 x PG 16 / PG 21	3.120.0553.07
Transp. cover*, plain sides	3.120.0553.38
Transp. cover*, metric knockouts, A: 3 x ø 12 mm / 20 mm B: 2 x ø 16 mm / 25 mm	3.120.0665.70
Transp. cover*, PG knockouts, A: 3 x PG 9 / PG 13,5 B: 2 x PG 16 / PG 21	3.120.0553.14

ABS	Part Number
Grey cover, plain sides	3.120.0553.45
Transp. cover*, plain sides	3.120.0553.52

Assembly and machining services of your enclosures are available upon request.
Drawings with additional dimensions can be furnished upon request.
Cover screws and assembly screws are included.
*Transparent cover always out of Polycarbonate

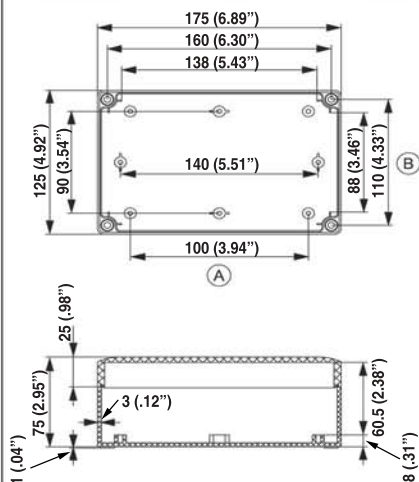
Accessories	Part Number
Mounting plate, 1,5 mm thick, galvanized steel	3.120.0560.45
Mounting plate, 2 mm thick, ø 3 mm perforated, yellow passivated steel	3.120.0525.28
DIN Rail, DIN 35	3.120.0561.06



Additional accessories on page 29.

Mid size Enclosures made of Polycarbonate or ABS

(PCA / ABS) 125 x 175 x 75 mm (4.92" x 6.89" x 2.95")




Polycarbonate	Part Number
Grey cover, plain sides	3.120.0553.83
Grey cover, metric knockouts, A: 4 x 12 mm / 20 mm B: 2 x 16 mm / 25 mm	3.120.0664.19
Grey cover, PG knockouts, A: 4 x PG 9 / PG 13,5 B: 2 x PG 16 / PG 21	3.120.0553.69
Transp. cover*, plain sides	3.120.0553.90
Transp. cover*, metric knockouts, A: 4 x 12 mm / 20 mm B: 2 x 16 mm / 25 mm	3.120.0665.87
Transp. cover*, PG knockouts, A: 4 x PG 9 / PG 13,5 B: 2 x PG 16 / PG 21	3.120.0553.76

ABS	Part Number
Grey cover, plain sides	3.120.0554.06
Transp. cover*, plain sides	3.120.0554.13

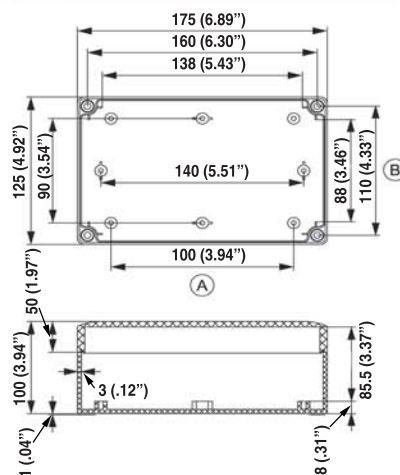
Assembly and machining services of your enclosures are available upon request.
Drawings with additional dimensions can be furnished upon request.
Cover screws and assembly screws are included.
*Transparent cover always out of Polycarbonate

Accessories	Part Number
Mounting plate, 1,5 mm thick, galvanized steel	3.120.0560.52
Mounting plate, 2 mm thick, ø 3 mm perforated, yellow passivated steel	3.120.0525.35
DIN Rail, DIN 35, short side	3.120.0561.06
DIN Rail, DIN 35, long side	3.120.0561.13



Additional accessories on page 29.

(PCA / ABS) 125 x 175 x 100 mm (4.92" x 6.89" x 3.94")




Polycarbonate	Part Number
Grey cover, plain sides	3.120.0554.44
Grey cover, metric knockouts, A: 4 x 12 mm / 20 mm B: 2 x 16 mm / 25 mm	3.120.0664.26
Grey cover, PG knockouts, A: 4 x PG 9 / PG 13,5 B: 2 x PG 16 / PG 21	3.120.0554.20
Transp. cover*, plain sides	3.120.0554.51
Transp. cover*, metric knockouts, A: 4 x 12 mm / 20 mm B: 2 x 16 mm / 25 mm	3.120.0665.94
Transp. cover*, PG knockouts, A: 4 x PG 9 / PG 13,5 B: 2 x PG 16 / PG 21	3.120.0554.37

ABS	Part Number
Grey cover, plain sides	3.120.0554.68
Transp. cover*, plain sides	3.120.0554.75

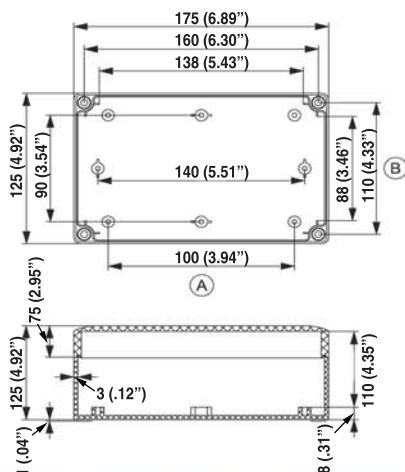
Assembly and machining services of your enclosures are available upon request.
Drawings with additional dimensions can be furnished upon request.
Cover screws and assembly screws are included.
*Transparent cover always out of Polycarbonate

Accessories	Part Number
Mounting plate, 1,5 mm thick, galvanized steel	3.120.0560.52
Mounting plate, 2 mm thick, ø 3 mm perforated, yellow passivated steel	3.120.0525.35
DIN Rail, DIN 35, short side	3.120.0561.06
DIN Rail, DIN 35, long side	3.120.0561.13



Additional accessories on page 29.

(PCA / ABS) 125 x 175 x 125 mm (4.92" x 6.89" x 4.92")




Polycarbonate	Part Number
Grey cover, plain sides	3.120.0555.05
Grey cover, metric knockouts, A: 4 x ø 12 mm / 20 mm B: 2 x ø 16 mm / 25 mm	3.120.0664.33
Grey cover, PG knockouts, A: 4 x PG 9 / PG 13,5 B: 2 x PG 16 / PG 21	3.120.0554.82
Transp. cover*, plain sides	3.120.0555.12
Transp. cover*, metric knockouts, A: 4 x ø 12 mm / 20 mm B: 2 x ø 16 mm / 25 mm	3.120.0666.00
Transp. cover*, PG knockouts, A: 4 x PG 9 / PG 13,5 B: 2 x PG 16 / PG 21	3.120.0554.99

ABS	Part Number
Grey cover, plain sides	3.120.0555.29
Transp. cover*, plain sides	3.120.0555.36

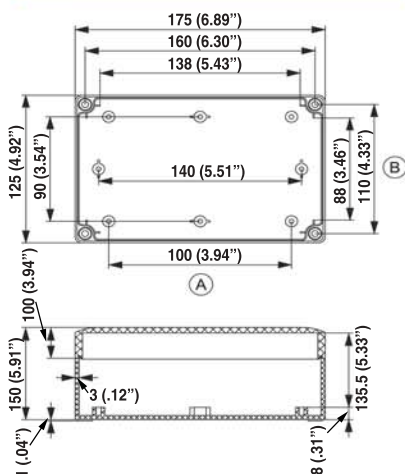
Assembly and machining services of your enclosures are available upon request.
Drawings with additional dimensions can be furnished upon request.
Cover screws and assembly screws are included.
*Transparent cover always out of Polycarbonate

Accessories	Part Number
Mounting plate, 1,5 mm thick, galvanized steel	3.120.0560.52
Mounting plate, 2 mm thick, ø 3 mm perforated, yellow passivated steel	3.120.0525.35
DIN Rail, DIN 35, short side	3.120.0561.06
DIN Rail, DIN 35, long side	3.120.0561.13



Additional accessories on page 29.

(PCA / ABS) 125 x 175 x 150 mm (4.92" x 6.89" x 5.91")




Polycarbonate	Part Number
Grey cover, plain sides	3.120.0555.67
Grey cover, metric knockouts, A: 4 x ø 12 mm / 20 mm B: 2 x ø 16 mm / 25 mm	3.120.0664.40
Grey cover, PG knockouts, A: 4 x PG 9 / PG 13,5 B: 2 x PG 16 / PG 21	3.120.0555.43
Transp. cover*, plain sides	3.120.0555.74
Transp. cover*, metric knockouts, A: 4 x ø 12 mm / 20 mm B: 2 x ø 16 mm / 25 mm	3.120.0666.17
Transp. cover*, PG knockouts, A: 4 x PG 9 / PG 13,5 B: 2 x PG 16 / PG 21	3.120.0555.50

ABS	Part Number
Grey cover, plain sides	3.120.0555.81
Transp. cover*, plain sides	3.120.0555.98

Assembly and machining services of your enclosures are available upon request.
Drawings with additional dimensions can be furnished upon request.
Cover screws and assembly screws are included.
*Transparent cover always out of Polycarbonate

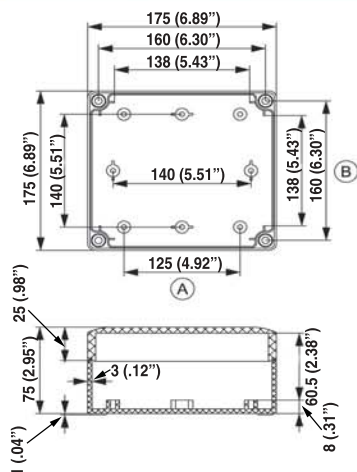
Accessories	Part Number
Mounting plate, 1,5 mm thick, galvanized steel	3.120.0560.52
Mounting plate, 2 mm thick, ø 3 mm perforated, yellow passivated steel	3.120.0525.35
DIN Rail, DIN 35, short side	3.120.0561.06
DIN Rail, DIN 35, long side	3.120.0561.13



Additional accessories on page 29.

Mid size Enclosures made of Polycarbonate or ABS

(PCA / ABS) 175 x 175 x 75 mm (6.89" x 6.89" x 2.95")



Polycarbonate	Part Number
Grey cover, plain sides	3.120.0556.28
Grey cover, metric knockouts, A: 5 x 12 mm / 20 mm B: 2 x 12 mm / 20 mm + 2 x 16 mm / 25 mm	3.120.0664.57
Grey cover, PG knockouts, A: 5 x PG 9 / PG 13.5 B: 2 x PG 16 / PG 21 + 2 x PG 9 / PG 16	3.120.0556.04
Transp. cover*, plain sides	3.120.0556.35
Transp. cover*, metric knockouts, A: 5 x 12 mm / 20 mm B: 2 x 12 mm / 20 mm + 2 x 16 mm / 25 mm	3.120.0666.24
Transp. cover*, PG knockouts, A: 5 x PG 9 / PG 13.5 B: 2 x PG 16 / PG 21 + 2 x PG 9 / PG 16	3.120.0556.11

ABS	Part Number
Grey cover, plain sides	3.120.0556.42
Transp. cover*, plain sides	3.120.0556.59

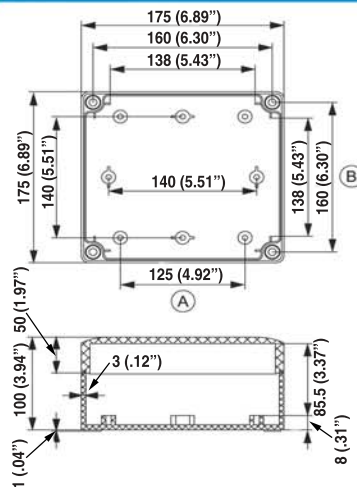

Assembly and machining services of your enclosures are available upon request.
Drawings with additional dimensions can be furnished upon request.
Cover screws and assembly screws are included.
*Transparent cover always out of Polycarbonate

Accessories	Part Number
Mounting plate, 1,5 mm thick, galvanized steel	3.120.0560.69
Mounting plate, 2 mm thick, 3 mm perforated, yellow passivated steel	3.120.0525.42
DIN Rail, DIN 35	3.120.0561.13



Additional accessories on page 29.

(PCA / ABS) 175 x 175 x 100 mm (6.89" x 6.89" x 3.94")




Polycarbonate	Part Number
Grey cover, plain sides	3.120.0556.80
Grey cover, metric knockouts, A: 5 x 12 mm / 20 mm B: 2 x 12 mm / 20 mm + 2 x 16 mm / 25 mm	3.120.0664.64
Grey cover, PG knockouts, A: 5 x PG 9 / PG 13.5 B: 2 x PG 16 / PG 21 + 2 x PG 9 / PG 16	3.120.0556.66
Transp. cover*, plain sides	3.120.0556.97
Transp. cover*, metric knockouts, A: 5 x 12 mm / 20 mm B: 2 x 12 mm / 20 mm + 2 x 16 mm / 25 mm	3.120.0666.31
Transp. cover*, PG knockouts, A: 5 x PG 9 / PG 13.5 B: 2 x PG 16 / PG 21 + 2 x PG 9 / PG 16	3.120.0556.73

ABS	Part Number
Grey cover, plain sides	3.120.0557.03
Transp. cover*, plain sides	3.120.0557.10

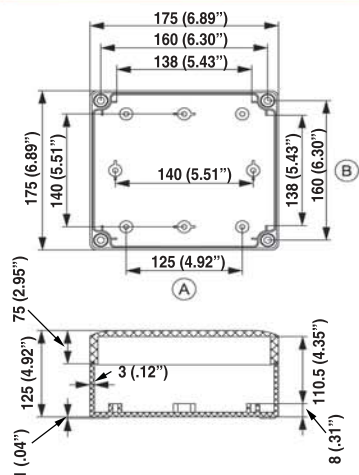
Assembly and machining services of your enclosures are available upon request.
Drawings with additional dimensions can be furnished upon request.
Cover screws and assembly screws are included.
*Transparent cover always out of Polycarbonate

Accessories	Part Number
Mounting plate, 1,5 mm thick, galvanized steel	3.120.0560.69
Mounting plate, 2 mm thick, 3 mm perforated, yellow passivated steel	3.120.0525.42
DIN Rail, DIN 35	3.120.0561.13



Additional accessories on page 29.

(PCA / ABS) 175 x 175 x 125 mm (6.89" x 6.89" x 4.92")



Polycarbonate	Part Number
Grey cover, plain sides	3.120.0557.41
Grey cover, metric knockouts, A: 5 x \varnothing 12 mm / 20 mm B: 2 x \varnothing 12 mm / 20 mm + 2 x \varnothing 16 mm / 25 mm	3.120.0664.71
Grey cover, PG knockouts, A: 5 x PG 9 / PG 13,5 B: 2 x PG 16 / PG 21 + 2 x PG 9 / PG 16	3.120.0557.27
Transp. cover*, plain sides	3.120.0557.58
Transp. cover*, metric knockouts, A: 5 x \varnothing 12 mm / 20 mm B: 2 x \varnothing 12 mm / 20 mm + 2 x \varnothing 16 mm / 25 mm	3.120.0666.48
Transp. cover*, PG knockouts, A: 5 x PG 9 / PG 13,5 B: 2 x PG 16 / PG 21 + 2 x PG 9 / PG 16	3.120.0557.34

ABS	Part Number
Grey cover, plain sides	3.120.0557.65
Transp. cover*, plain sides	3.120.0557.72

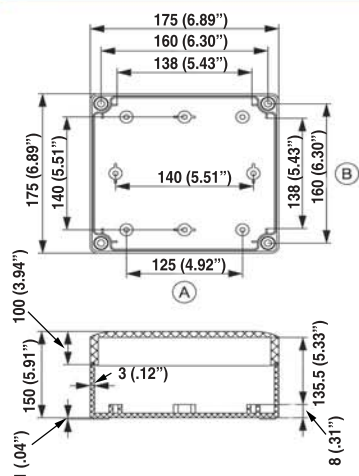
Assembly and machining services of your enclosures are available upon request.
Drawings with additional dimensions can be furnished upon request.
Cover screws and assembly screws are included.
*Transparent cover always out of Polycarbonate

Accessories	Part Number
Mounting plate, 1,5 mm thick, galvanized steel	3.120.0560.69
Mounting plate, 2 mm thick, \varnothing 3 mm perforated, yellow passivated steel	3.120.0525.42
DIN Rail, DIN 35	3.120.0561.13



Additional accessories on page 29.

(PCA / ABS) 175 x 175 x 150 mm (6.89" x 6.89" x 5.91")




Polycarbonate	Part Number
Grey cover, plain sides	3.120.0558.02
Grey cover, metric knockouts, A: 5 x \varnothing 12 mm / 20 mm B: 2 x \varnothing 12 mm / 20 mm + 2 x \varnothing 16 mm / 25 mm	3.120.0664.88
Grey cover, PG knockouts, A: 5 x PG 9 / PG 13,5 B: 2 x PG 16 / PG 21 + 2 x PG 9 / PG 16	3.120.0557.89
Transp. cover*, plain sides	3.120.0558.19
Transp. cover*, metric knockouts, A: 5 x \varnothing 12 mm / 20 mm B: 2 x \varnothing 12 mm / 20 mm + 2 x \varnothing 16 mm / 25 mm	3.120.0666.55
Transp. cover*, PG knockouts, A: 5 x PG 9 / PG 13,5 B: 2 x PG 16 / PG 21 + 2 x PG 9 / PG 16	3.120.0557.96

ABS	Part Number
Grey cover, plain sides	3.120.0558.26
Transp. cover*, plain sides	3.120.0558.33

Assembly and machining services of your enclosures are available upon request.
Drawings with additional dimensions can be furnished upon request.
Cover screws and assembly screws are included.
*Transparent cover always out of Polycarbonate

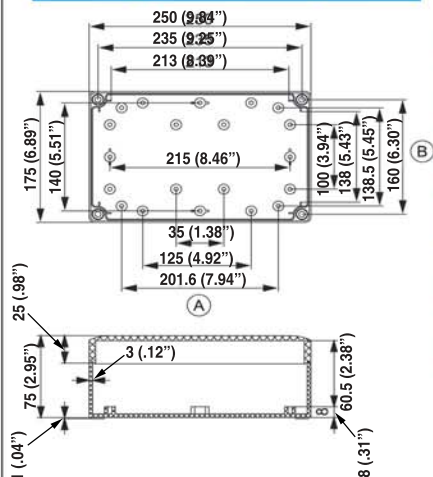
Accessories	Part Number
Mounting plate, 1,5 mm thick, galvanized steel	3.120.0560.69
Mounting plate, 2 mm thick, \varnothing 3 mm perforated, yellow passivated steel	3.120.0525.42
DIN Rail, DIN 35, short side	3.120.0561.13



Additional accessories on page 29.

Mid size Enclosures made of Polycarbonate or ABS

(PCA / ABS) 175 x 250 x 75 mm (6.89" x 6.89" x 4.92")




Polycarbonate	Part Number
Grey cover, plain sides	3.120.0558.64
Grey cover, metric knockouts, A: 6 x \varnothing 12 mm / 20 mm B: 2 x \varnothing 12 mm / 20 mm + 2 x \varnothing 16 mm / 25 mm	3.120.0664.95
Grey cover, PG knockouts, A: 6 x PG 9 / PG 13.5 B: 2 x PG 16 / PG 21 + 2 x PG 9 / PG 16	3.120.0558.40
Transp. cover*, plain sides	3.120.0558.71
Transp. cover*, metric knockouts, A: 6 x \varnothing 12 mm / 20 mm B: 2 x \varnothing 12 mm / 20 mm + 2 x \varnothing 16 mm / 25 mm	3.120.0666.62
Transp. cover*, PG knockouts, A: 6 x PG 9 / PG 13.5 B: 2 x PG 16 / PG 21 + 2 x PG 9 / PG 16	3.120.0558.57

ABS	Part Number
Grey cover, plain sides	3.120.0558.88
Transp. cover*, plain sides	3.120.0558.95

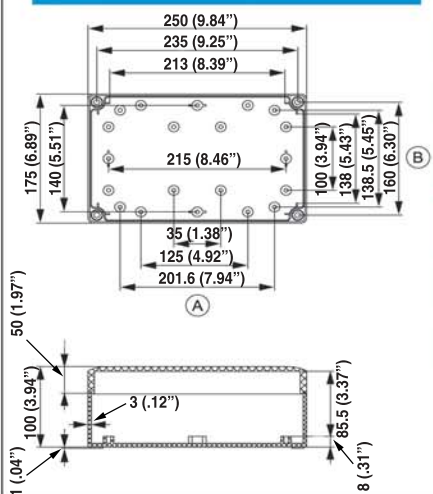
Assembly and machining services of your enclosures are available upon request.
Drawings with additional dimensions can be furnished upon request.
Cover screws and assembly screws are included.
*Transparent cover always out of Polycarbonate

Accessories	Part Number
Mounting plate, 1,5 mm thick, galvanized steel	3.120.0560.76
Mounting plate, 2 mm thick, \varnothing 3 mm perforated, yellow passivated steel	3.120.0525.59
DIN Rail, DIN 35, short side	3.120.0561.13
DIN Rail, DIN 35, long side	3.120.0561.20



Additional accessories on page 29.

(PCA / ABS) 175 x 250 x 100 mm (6.89" x 9.84" x 3.94")




Polycarbonate	Part Number
Grey cover, plain sides	3.120.0559.25
Grey cover, metric knockouts, A: 6 x \varnothing 12 mm / 20 mm B: 2 x \varnothing 12 mm / 20 mm + 2 x \varnothing 16 mm / 25 mm	3.120.0665.01
Grey cover, PG knockouts, A: 6 x PG 9 / PG 13.5 B: 2 x PG 16 / PG 21 + 2 x PG 9 / PG 16	3.120.0559.01
Transp. cover*, plain sides	3.120.0559.32
Transp. cover*, metric knockouts, A: 6 x \varnothing 12 mm / 20 mm B: 2 x \varnothing 12 mm / 20 mm + 2 x \varnothing 16 mm / 25 mm	3.120.0666.79
Transp. cover*, PG knockouts, A: 6 x PG 9 / PG 13.5 B: 2 x PG 16 / PG 21 + 2 x PG 9 / PG 16	3.120.0559.18

ABS	Part Number
Grey cover, plain sides	3.120.0559.49
Transp. cover*, plain sides	3.120.0559.56

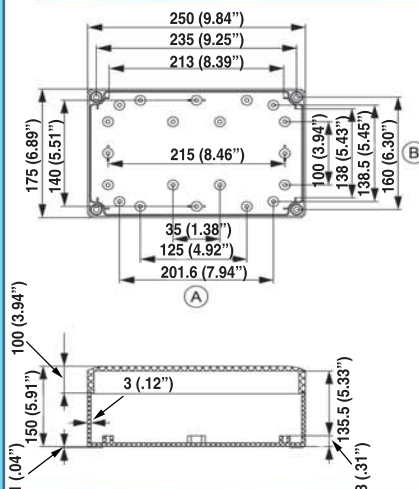
Assembly and machining services of your enclosures are available upon request.
Drawings with additional dimensions can be furnished upon request.
Cover screws and assembly screws are included.
*Transparent cover always out of Polycarbonate

Accessories	Part Number
Mounting plate, 1,5 mm thick, galvanized steel	3.120.0560.76
Mounting plate, 2 mm thick, \varnothing 3 mm perforated, yellow passivated steel	3.120.0525.59
DIN Rail, DIN 35, short side	3.120.0561.13
DIN Rail, DIN 35, long side	3.120.0561.20



Additional accessories on page 29.

(PCA / ABS) 175 x 250 x 150 mm (6.89" x 9.84" x 5.91")




Polycarbonate	Part Number
Grey cover, plain sides	3.120.0559.87
Grey cover, metric knockouts, A: 6 x ø 12 mm / 20 mm B: 2 x ø 12 mm / 20 mm + 2 x ø 16 mm / 25 mm	3.120.0665.18
Grey cover, PG knockouts, A: 6 x PG 9 / PG 13,5 B: 2 x PG 16 / PG 21 + 2 x PG 9 / PG 16	3.120.0559.63
Transp. cover*, plain sides	3.120.0559.94
Transp. cover*, metric knockouts, A: 6 x ø 12 mm / 20 mm B: 2 x ø 12 mm / 20 mm + 2 x ø 16 mm / 25 mm	3.120.0666.86
Transp. cover*, PG knockouts, A: 6 x PG 9 / PG 13,5 B: 2 x PG 16 / PG 21 + 2 x PG 9 / PG 16	3.120.0559.70

ABS	Part Number
Grey cover, plain sides	3.120.0560.07
Transp. cover*, plain sides	3.120.0560.14

Assembly and machining services of your enclosures are available upon request.
Drawings with additional dimensions can be furnished upon request.
Cover screws and assembly screws are included.
*Transparent cover always out of Polycarbonate

Accessories	Part Number
Mounting plate, 1,5 mm thick, galvanized steel	3.120.0560.76
Mounting plate, 2 mm thick, ø 3 mm perforated, yellow passivated steel	3.120.0525.59
DIN Rail, DIN 35, short side	3.120.0561.13
DIN Rail, DIN 35, long side	3.120.0561.20



Additional accessories on page 29.

Mid size Enclosures made of Polycarbonate or ABS

Accessories

Hinges	Size mm	Part Number
Pair, polycarbonate	28 x 28 x 10	3.812.0561.44



Accessories

Fastening Lugs	Size mm	Part Number
Set, polycarbonate	15 x 30	3.812.0561.51



Accessories

Cover Plugs	Size mm	Part Number
Short, for 25 mm cover, polyethylene	ø 11 x 12	3.812.0568.47
Long, for 50 mm cover, polyethylene	ø 12 x 36,5	3.812.0568.54
Short, for 50 mm and 100 mm cover, polyethylene	ø 11,5 x 12	3.812.0568.61



Accessories

Wing Head Part	Size mm	Part Number
Wing head part for coover screws	11 x 17	3.812.0548.67



Accessories

Cover- and Mounting Screws	Size mm	Part Number
Cover screws, short, steel	11 x 35	3.812.0561.82
Cover screws, long for 50 mm cover, steel	11 x 60	3.812.0561.99
Mounting screws for plates and rails, steel	4 x 8	3.812.0561.75
Set 1, 4 cover screws short and 4 mountig screws	11 x 35	3.812.0549.80
Set 2, 4 4 cover screws long for 50 mm cover and 4 mounting screws	11 x 60	3.812.0549.97



Accessories

Brass Insert for Mounting Plates	Size mm	Part Number
Brass insert	M2	3.812.0561.68
Brass insert, set incl. 4 pcs.	M2	3.812.0568.30



We assemble Enclosures

We would be happy to equip your enclosures with additional components.

We offer you a solution from purchasing material to final assembly.

Selective machining services can be provided upon request.



Large Enclosures made of Polycarbonate or ABS - OEM

Series 13 with Plain Sides and Flange Knockouts

Manufactured from high performance Thermoplastic, Polycarbonate, or ABS. These enclosures are suitable for demanding OEM applications, e.g. for the protection of electronic and pneumatic components.

This series with plain sidewalls is also available with flange and metric knockouts.

The enclosures are available in increments of 100 mm: 200 x 200 mm to 400 x 600 mm with a depth of 130 mm. An extension frame allows the depth to be increased to 185 mm.

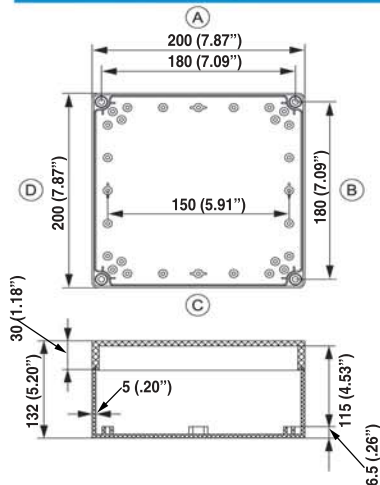
A special feature is the adjustable height for the mounting plate, made possible by a slotted guide in each inside corner of the enclosure.

Technical Information	Polycarbonate	ABS
Protection EN 60529	IP 66 / 67	IP 66 / 67
Impact EN 50102	IK 08 / IK 08	IK 07 / IK 06
(+35 °C / -25 °C)		
Temperature range	-50 °C...+100 °C	-40 °C...+60 °C
Fire resistance per UL 94	V-2	HB
Standard color	Grey RAL 7035	Grey RAL 7035
Transparent cover	Polycarbonate	Polycarbonate
Gasket	PUR (Polyurethane)	PUR (Polyurethane)
Cover screws	Polyamide	Polyamide



Large Enclosures made of Polycarbonate or ABS

(PCA / ABS) 200 x 200 x 132 mm (7.87" x 7.87" x 5.20")



Polycarbonate	Part Number
Grey cover, plain sides	3.130.0844.13
Grey cover Flange knockouts, A, B, C, D: 1 x F1	3.130.0721.20
Transp. cover*, plain sides	3.130.0843.45
Transp. cover* Flange knockouts, A, B, C, D: 1 x F1	3.130.0721.99

ABS	Part Number
Grey cover, plain sides	3.130.0845.50
Transp. cover*, plain sides	3.130.0844.82

Assembly and machining services of your enclosures are available upon request.
Drawings with additional dimensions can be furnished upon request.

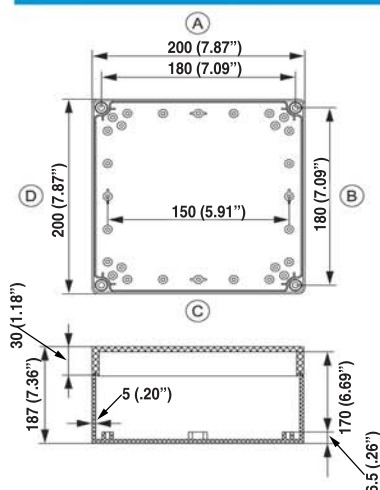
Cover screws and assembly screws are included.
*Transparent cover always out of Polycarbonate

Accessories	Part Number
Mounting plate, 1,5 mm thick, galvanized steel	3.130.0646.75
Mounting plate, 2 mm thick, ø 3 mm perforated, yellow passivated steel	3.130.0525.73
DIN Rail, DIN 35	3.130.0647.43
Extension frame for an additional 55 mm depth	3.130.0646.06



Additional accessories on page 39.
Flange accessories on page 41.

(PCA / ABS) 200 x 200 x 187 mm (7.87" x 7.87" x 7.36")



Polycarbonate	Part Number
Grey cover, plain sides	3.130.0846.28
Grey cover Flange knockouts, A, B, C, D: 1 x F1	3.130.0821.67
Transp. cover*, plain sides	3.130.0846.97
Transp. cover* Flange knockouts, A, B, C, D: 1 x F1	3.130.0822.35

ABS	Part Number
Grey cover, plain sides	3.130.0847.65
Transp. cover*, plain sides	3.130.0848.33

Assembly and machining services of your enclosures are available upon request.
Drawings with additional dimensions can be furnished upon request.

Cover screws and assembly screws are included.
*Transparent cover always out of Polycarbonate

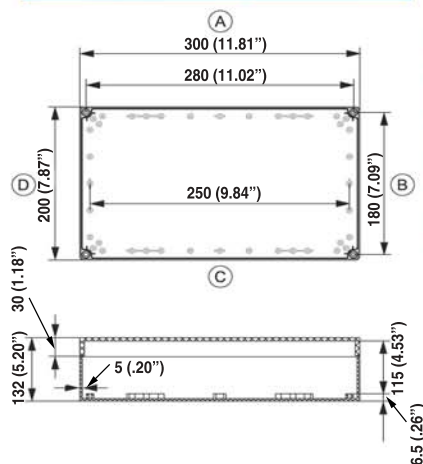
Accessories	Part Number
Mounting plate, 1,5 mm thick, galvanized steel	3.130.0646.75
Mounting plate, 2 mm thick, ø 3 mm perforated, yellow passivated steel	3.130.0525.73
DIN Rail, DIN 35	3.130.0647.43
Extension frame for an additional 55 mm depth	3.130.0646.06



Additional accessories on page 39.
Flange accessories on page 41.

Large Enclosures made of Polycarbonate or ABS

(PCA / ABS) 200 x 300 x 132 mm (7.87" x 11.81" x 5.20")



Polycarbonate

Grey cover, plain sides 3.130.0844.20

Grey cover
Flange knockouts, A, C: 1 x F2; B, D: 1 x F1 3.130.0721.37

Transp. cover*, plain sides 3.130.0843.52

Transp. cover*
Flange knockouts, A, C: 1 x F2; B, D: 1 x F1 3.130.0722.05

ABS

Grey cover, plain sides 3.130.0845.67

Transp. cover*, plain sides 3.130.0844.99

Assembly and machining services of your enclosures are available upon request.
Drawings with additional dimensions can be furnished upon request.

Cover screws and assembly screws are included.

*Transparent cover always out of Polycarbonate

Accessories


Mounting plate, 1,5 mm thick, galvanized steel 3.130.0646.82

Mounting plate, 2 mm thick, ø 3 mm perforated, yellow passivated steel 3.130.0525.80

DIN Rail, DIN 35, short side 3.130.0647.43

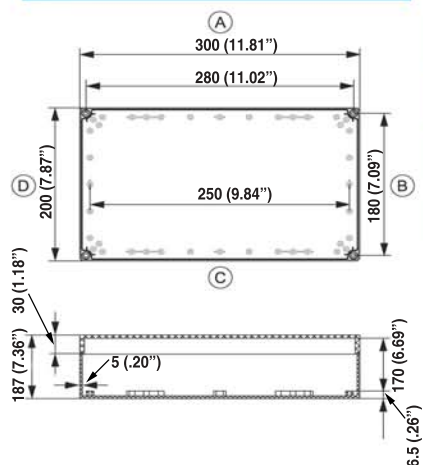
DIN Rail, DIN 35, long side 3.130.0647.50

Extension frame for an additional 55 mm depth 3.130.0646.13



Additional accessories on page 39.
Flange accessories on page 41.

(PCA / ABS) 200 x 300 x 187 mm (7.87" x 11.81" x 7.36")



Polycarbonate

Grey cover, plain sides 3.130.0846.35

Grey cover
Flange knockouts, A, C: 1 x F2; B, D: 1 x F1 3.130.0821.74

Transp. cover*, plain sides 3.130.0847.03

Transp. cover*
Flange knockouts, A, C: 1 x F2; B, D: 1 x F1 3.130.0822.42

ABS

Grey cover, plain sides 3.130.0847.72

Transp. cover*, plain sides 3.130.0848.40

Assembly and machining services of your enclosures are available upon request.
Drawings with additional dimensions can be furnished upon request.

Cover screws and assembly screws are included.

*Transparent cover always out of Polycarbonate

Accessories


Mounting plate, 1,5 mm thick, galvanized steel 3.130.0646.82

Mounting plate, 2 mm thick, ø 3 mm perforated, yellow passivated steel 3.130.0525.80

DIN Rail, DIN 35, short side 3.130.0647.43

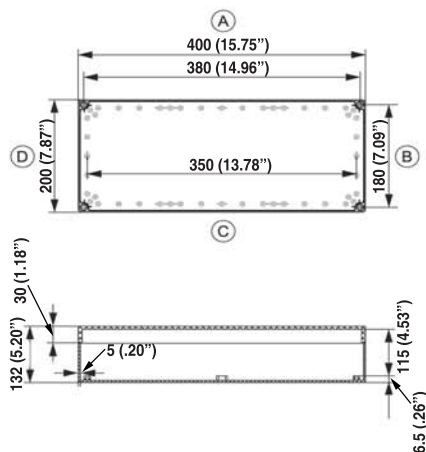
DIN Rail, DIN 35, long side 3.130.0647.50

Extension frame for an additional 55 mm depth 3.130.0646.13



Additional accessories on page 39.
Flange accessories on page 41.

(PCA / ABS) 200 x 400 x 132 mm (7.87" x 15.75" x 5.20")




Polycarbonate	Part Number
Grey cover, plain sides	3.130.0844.37
Grey cover Flange knockouts, A, C: 1 x F2; B, D: 1 x F1	3.130.0721.44
Transp. cover*, plain sides	3.130.0843.69
Transp. cover* Flange knockouts, A, C: 1 x F2; B, D: 1 x F1	3.130.0722.12

ABS	Part Number
Grey cover, plain sides	3.130.0845.74
Transp. cover*, plain sides	3.130.0845.05

Assembly and machining services of your enclosures are available upon request.
Drawings with additional dimensions can be furnished upon request.

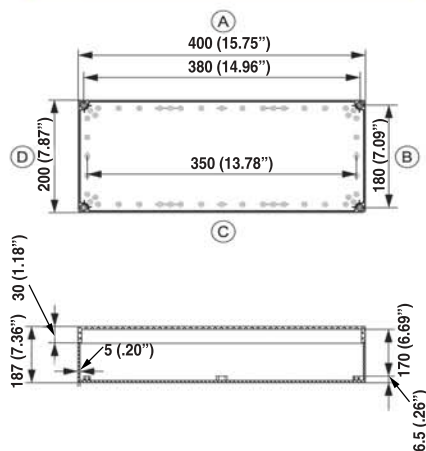
Cover screws and assembly screws are included.
*Transparent cover always out of Polycarbonate

Accessories	Part Number
Mounting plate, 1,5 mm thick, galvanized steel	3.130.0646.99
Mounting plate, 2 mm thick, ø 3 mm perforated, yellow passivated steel	3.130.0525.97
DIN Rail, DIN 35, short side	3.130.0647.43
DIN Rail, DIN 35, long side	3.130.0647.67
Extension frame for an additional 55 mm depth	3.130.0646.20



Additional accessories on page 39.
Flange accessories on page 41.

(PCA / ABS) 200 x 400 x 187 mm (7.87" x 15.75" x 7.36")




Polycarbonate	Part Number
Grey cover, plain sides	3.130.0846.42
Grey cover Flange knockouts, A, C: 1 x F2; B, D: 1 x F1	3.130.0821.81
Transp. cover*, plain sides	3.130.0847.10
Transp. cover* Flange knockouts, A, C: 1 x F2; B, D: 1 x F1	3.130.0822.59

ABS	Part Number
Grey cover, plain sides	3.130.0847.89
Transp. cover*, plain sides	3.130.0848.57

Assembly and machining services of your enclosures are available upon request.
Drawings with additional dimensions can be furnished upon request.

Cover screws and assembly screws are included.
*Transparent cover always out of Polycarbonate

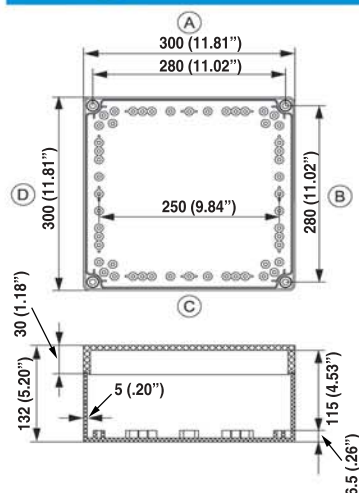
Accessories	Part Number
Mounting plate, 1,5 mm thick, galvanized steel	3.130.0646.99
Mounting plate, 2 mm thick, ø 3 mm perforated, yellow passivated steel	3.130.0525.97
DIN Rail, DIN 35, short side	3.130.0647.43
DIN Rail, DIN 35, long side	3.130.0647.67
Extension frame for an additional 55 mm depth	3.130.0646.20



Additional accessories on page 39.
Flange accessories on page 41.

Large Enclosures made of Polycarbonate or ABS

(PCA / ABS) 300 x 300 x 132 mm (11.81" x 11.81" x 5.20")



Polycarbonate	Part Number
Grey cover, plain sides	3.130.0844.44
Grey cover, metric knockouts, B: 12 x ø20 mm + 1 x ø16 mm / 25 mm D: 8 x ø20 mm + 4 x ø25 mm / 40 mm	3.130.0578.99
Grey cover Flange knockouts, A, B, C, D: 1 x F2	3.130.0721.51
Transp. cover*, plain sides	3.130.0843.76
Transp. cover*, metric knockouts, B: 12 x ø20 mm + 1 x ø16 mm / 25 mm D: 8 x ø20 mm + 4 x ø25 mm / 40 mm	3.130.0579.29
Transp. cover* Flange knockouts, A, B, C, D: 1 x F2	3.130.0722.29

ABS	Part Number
Grey cover, plain sides	3.130.0845.81
Transp. cover*, plain sides	3.130.0845.12

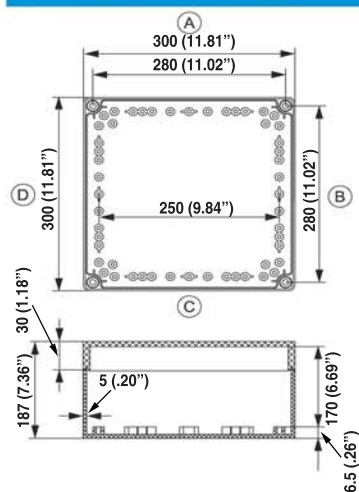
Assembly and machining services of your enclosures are available upon request.
Drawings with additional dimensions can be furnished upon request.
Cover screws and assembly screws are included.
*Transparent cover always out of Polycarbonate

Accessories	Part Number
Mounting plate, 1,5 mm thick, galvanized steel	3.130.0647.05
Mounting plate, 2 mm thick, ø 3 mm perforated, yellow passivated steel	3.130.0526.03
DIN Rail, DIN 35	3.130.0647.50
Extension frame for an additional 55 mm depth	3.130.0646.37



Additional accessories on page 39.
Flange accessories on page 41.

(PCA / ABS) 300 x 300 x 187 mm (11.81" x 11.81" x 7.36")



Polycarbonate	Part Number
Grey cover, plain sides	3.130.0846.59
Grey cover, metric knockouts, B: 12 x ø20 mm + 1 x ø16 mm / 25 mm D: 8 x ø20 mm + 4 x ø25 mm / 40 mm	3.130.0579.50
Grey cover Flange knockouts, A, B, C, D: 1 x F2	3.130.0821.98
Transp. cover*, plain sides	3.130.0847.27
Transp. cover*, metric knockouts, B: 12 x ø20 mm + 1 x ø16 mm / 25 mm D: 8 x ø20 mm + 4 x ø25 mm / 40 mm	3.130.0579.81
Transp. cover* Flange knockouts, A, B, C, D: 1 x F2	3.130.0822.66

ABS	Part Number
Grey cover, plain sides	3.130.0847.96
Transp. cover*, plain sides	3.130.0848.64

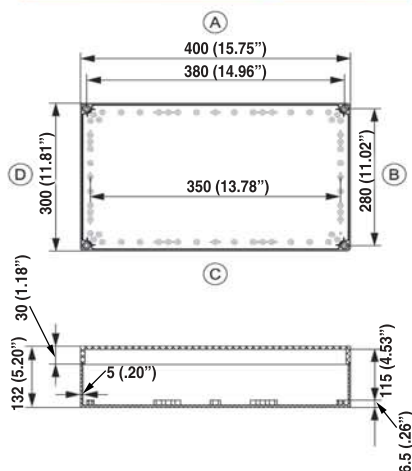
Assembly and machining services of your enclosures are available upon request.
Drawings with additional dimensions can be furnished upon request.
Cover screws and assembly screws are included.
*Transparent cover always out of Polycarbonate

Accessories	Part Number
Mounting plate, 1,5 mm thick, galvanized steel	3.130.0647.05
Mounting plate, 2 mm thick, ø 3 mm perforated, yellow passivated steel	3.130.0526.03
DIN Rail, DIN 35	3.130.0647.50
Extension frame for an additional 55 mm depth	3.130.0646.37



Additional accessories on page 39.
Flange accessories on page 41.

(PCA / ABS) 300 x 400 x 132 mm (11.81" x 15.75" x 5.20")




Polycarbonate	Part Number
Grey cover, plain sides	3.130.0844.51
Grey cover, metric knockouts, B: 12 x \varnothing 12 mm / 20 mm + 1 x \varnothing 32 mm / 40 mm D: 8 x \varnothing 12 mm / 20 mm + 5 x \varnothing 16 mm / 25 mm	3.130.0579.05
Grey cover Flange knockouts, A, B, C, D: 1 x F2	3.130.0721.68
Transp. cover*, plain sides	3.130.0843.83
Transp. cover*, metric knockouts, B: 12 x \varnothing 12 mm / 20 mm + 1 x \varnothing 32 mm / 40 mm D: 8 x \varnothing 12 mm / 20 mm + 5 x \varnothing 16 mm / 25 mm	3.130.0579.36
Transp. cover* Flange knockouts, A, B, C, D: 1 x F2	3.130.0722.36

ABS	Part Number
Grey cover, plain sides	3.130.0845.98
Transp. cover*, plain sides	3.130.0845.29

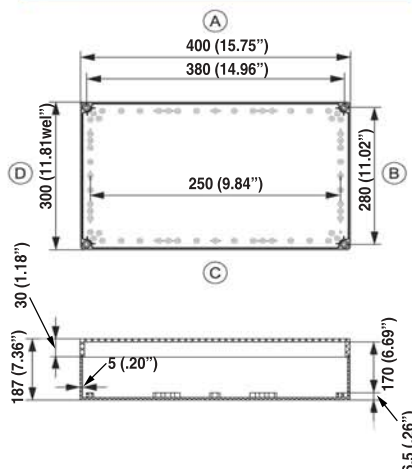
Assembly and machining services of your enclosures are available upon request.
Drawings with additional dimensions can be furnished upon request.
Cover screws and assembly screws are included.
*Transparent cover always out of Polycarbonate

Accessories	Part Number
Mounting plate, 1,5 mm thick, galvanized steel	3.130.0647.12
Mounting plate, 2 mm thick, \varnothing 3 mm perforated, yellow passivated steel	3.130.0526.10
DIN Rail, DIN 35, short side	3.130.0647.50
DIN Rail, DIN 35, long side	3.130.0647.67
Extension frame for an additional 55 mm depth	3.130.0646.44



Additional accessories on page 39.
Flange accessories on page 41.

(PCA / ABS) 300 x 400 x 187 mm (11.81" x 15.75" x 7.36")




Polycarbonate	Part Number
Grey cover, plain sides	3.130.0846.66
Grey cover, metric knockouts, B: 12 x \varnothing 12 mm / 20 mm + 1 x \varnothing 32 mm / 40 mm D: 8 x \varnothing 12 mm / 20 mm + 5 x \varnothing 16 mm / 25 mm	3.130.0579.67
Grey cover Flange knockouts, A, B, C, D: 1 x F2	3.130.0822.04
Transp. cover*, plain sides	3.130.0847.34
Transp. cover*, metric knockouts, B: 12 x \varnothing 12 mm / 20 mm + 1 x \varnothing 32 mm / 40 mm D: 8 x \varnothing 12 mm / 20 mm + 5 x \varnothing 16 mm / 25 mm	3.130.0579.98
Transp. cover* Flange knockouts, A, B, C, D: 1 x F2	3.130.0822.73

ABS	Part Number
Grey cover, plain sides	3.130.0848.02
Transp. cover*, plain sides	3.130.0848.71

Assembly and machining services of your enclosures are available upon request.
Drawings with additional dimensions can be furnished upon request.
Cover screws and assembly screws are included.
*Transparent cover always out of Polycarbonate

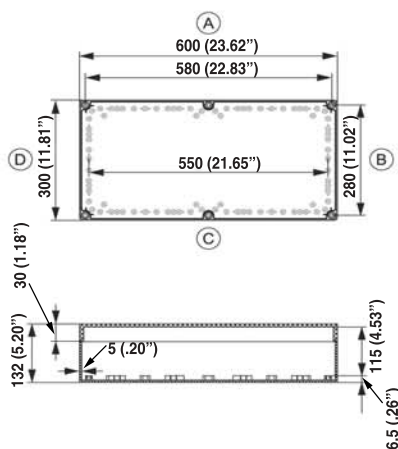
Accessories	Part Number
Mounting plate, 1,5 mm thick, galvanized steel	3.130.0647.12
Mounting plate, 2 mm thick, \varnothing 3 mm perforated, yellow passivated steel	3.130.0526.10
DIN Rail, DIN 35, short side	3.130.0647.50
DIN Rail, DIN 35, long side	3.130.0647.67
Extension frame for an additional 55 mm depth	3.130.0646.44



Additional accessories on page 39.
Flange accessories on page 41.

Large Enclosures made of Polycarbonate or ABS

(PCA / ABS) 300 x 600 x 132 mm (11.81" x 23.62" x 5.20")




Polycarbonate	Part Number
Grey cover, plain sides	3.130.0844.68
Grey cover, metric knockouts, B: 12 x ø 12 mm / 20 mm + 1 x ø 32 mm / 40 mm D: 8 x ø 12 mm / 20 mm + 5 x ø 16 mm / 25 mm	3.130.0579.12
Grey cover Flange knockouts, A, C: 2 x F2; B, D: 1 x F2	3.130.0721.75
Transp. cover*, plain sides	3.130.0843.90
Transp. cover*, metric knockouts, B: 12 x ø 12 mm / 20 mm + 1 x ø 32 mm / 40 mm D: 8 x ø 12 mm / 20 mm + 5 x ø 16 mm / 25 mm	3.130.0579.43
Transp. cover* Flange knockouts, A, C: 2 x F2; B, D: 1 x F2	3.130.0722.43

ABS	Part Number
Grey cover, plain sides	3.130.0846.04
Transp. cover*, plain sides	3.130.0845.36

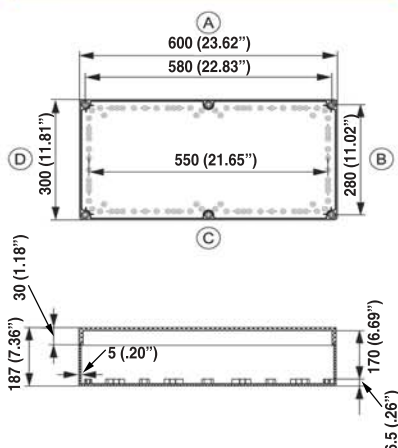
Assembly and machining services of your enclosures are available upon request.
Drawings with additional dimensions can be furnished upon request.
Cover screws and assembly screws are included.
*Transparent cover always out of Polycarbonate

Accessories	Part Number
Mounting plate, 1,5 mm thick, galvanized steel	3.130.0647.29
Mounting plate, 2 mm thick, ø 3 mm perforated, yellow passivated steel	3.130.0526.27
DIN Rail, DIN 35, short side	3.130.0647.50
Extension frame for an additional 55 mm depth	3.130.0646.51



Additional accessories on page 39.
Flange accessories on page 41.

(PCA / ABS) 300 x 600 x 187 mm (11.81" x 23.62" x 7.36")




Polycarbonate	Part Number
Grey cover, plain sides	3.130.0846.73
Grey cover, metric knockouts, B: 12 x ø 12 mm / 20 mm + 1 x ø 32 mm / 40 mm D: 8 x ø 12 mm / 20 mm + 5 x ø 16 mm / 25 mm	3.130.0579.74
Grey cover Flange knockouts, A, C: 2 x F2; B, D: 1 x F2	3.130.0822.11
Transp. cover*, plain sides	3.130.0847.41
Transp. cover*, metric knockouts, B: 12 x ø 12 mm / 20 mm + 1 x ø 32 mm / 40 mm D: 8 x ø 12 mm / 20 mm + 5 x ø 16 mm / 25 mm	3.130.0580.01
Transp. cover* Flange knockouts, A, C: 2 x F2; B, D: 1 x F2	3.130.0822.80

ABS	Part Number
Grey cover, plain sides	3.130.0848.19
Transp. cover*, plain sides	3.130.0848.88

Assembly and machining services of your enclosures are available upon request.
Drawings with additional dimensions can be furnished upon request.
Cover screws and assembly screws are included.
*Transparent cover always out of Polycarbonate

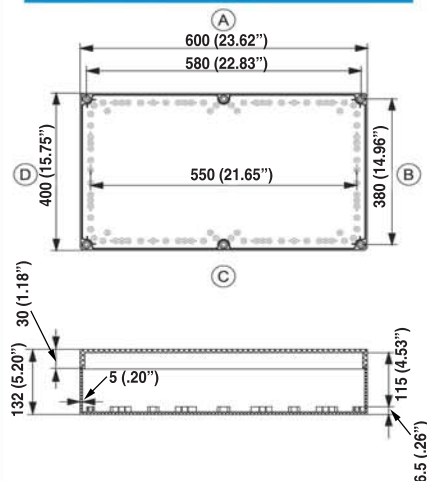
Accessories	Part Number
Mounting plate, 1,5 mm thick, galvanized steel	3.130.0647.29
Mounting plate, 2 mm thick, ø 3 mm perforated, yellow passivated steel	3.130.0526.27
DIN Rail, DIN 35, short side	3.130.0647.50
Extension frame for an additional 55 mm depth	3.130.0646.51



Additional accessories on page 39.
Flange accessories on page 41.

Large Enclosures made of Polycarbonate or ABS

(PCA / ABS) 400 x 600 x 132 mm (15.75" x 23.62" x 5.20")




Polycarbonate	Part Number
Grey cover, plain sides	3.130.0844.75
Grey cover Flange knockouts, A, C: 2 x F2; B, D: 1 x F2	3.130.0721.82
Transp. cover*, plain sides	3.130.0844.06
Transp. cover* Flange knockouts, A, C: 2 x F2; B, D: 1 x F2	3.130.0722.50

ABS	Part Number
Grey cover, plain sides	3.130.0846.11
Transp. cover*, plain sides	3.130.0845.43

Assembly and machining services of your enclosures are available upon request.
Drawings with additional dimensions can be furnished upon request.

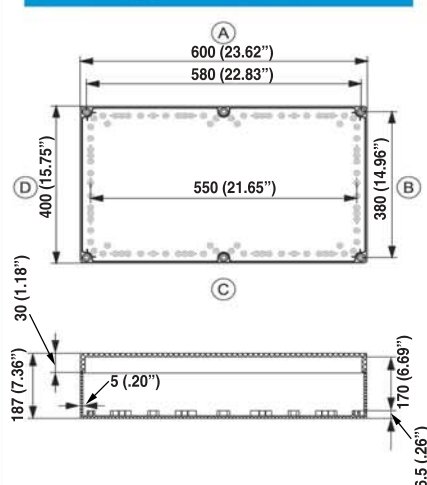
Cover screws and assembly screws are included.
*Transparent cover always out of Polycarbonate

Accessories	Part Number
Mounting plate, 1,5 mm thick, galvanized steel	3.130.0647.36
Mounting plate, 2 mm thick, ø 3 mm perforated, yellow passivated steel	3.130.0526.34
DIN Rail, DIN 35, short side	3.130.0647.67
Extension frame for an additional 55 mm depth	3.130.0646.68



Additional accessories on page 39.
Flange accessories on page 41.

(PCA / ABS) 400 x 600 x 187 mm (15.75" x 23.62" x 7.36")




Polycarbonate	Part Number
Grey cover, plain sides	3.130.0846.80
Grey cover Flange knockouts, A, C: 2 x F2; B, D: 1 x F2	3.130.0822.28
Transp. cover*, plain sides	3.130.0847.58
Transp. cover* Flange knockouts, A, C: 2 x F2; B, D: 1 x F2	3.130.0822.97

ABS	Part Number
Grey cover, plain sides	3.130.0848.26
Transp. cover*, plain sides	3.130.0848.95

Assembly and machining services of your enclosures are available upon request.
Drawings with additional dimensions can be furnished upon request.

Cover screws and assembly screws are included.
*Transparent cover always out of Polycarbonate

Accessories	Part Number
Mounting plate, 1,5 mm thick, galvanized steel	3.130.0647.36
Mounting plate, 2 mm thick, ø 3 mm perforated, yellow passivated steel	3.130.0526.34
DIN Rail, DIN 35, short side	3.130.0647.67
Extension frame for an additional 55 mm depth	3.130.0646.68



Additional accessories on page 39.
Flange accessories on page 41.

Large Enclosures made of Polycarbonate or ABS

Accessories

Fastening Lugs	Size mm	Part Number
Fastening lugs, set	19 x 40 x 35,5	3.813.0647.81



Accessories

Adjustable Corner Clips for Mounting Plate	Size mm	Part Number
Adjustable corner clips for mounting plate incl. M5-screw	19 / 19 x 14	3.813.0647.98
Adjustable corner clips for mounting plate set incl. 4 pcs.	20 / 26 x 14	3.813.0816.96



Accessories

Brass Inserts	Size mm	Part Number
Threated bushing for cover screws when cover mounted on the back	18 / 30 ø 16	3.813.0717.89
Brass inserts	M3	3.813.0723.28
Brass inserts, set incl. 4 pcs.	M3	3.813.0723.35



Accessories

Cover Screws	Size mm	Part Number
Cover screws, slotted / cross head, sealable	14 x 42	3.813.0745.90
Cover screws, slotted / cross head, dark grey made of noryl	14 x 42	3.813.0747.28
Cover screws, slotted / cross head for 600mm modular cover	14 x 32	3.813.0743.60
Cover screws, spring loaded, cross head	14 x 62	3.813.0730.73
Cover screws, wing head	14 x 55	3.813.0717.62
Cover screws, DIN 3 head	14 x 42	3.813.0717.72
Cover screws set incl. 4 cover screws and 4 brass inserts	17 x 30 / 18	3.813.0717.02



Accessories

Mounting Screws	Size mm	Part Number
Mounting screws for plates and rails	5 x 10	3.813.0648.04



Accessories

Key	Size mm	Part Number
Key for DIN head screw	50 x 50	3.813.0724.10



Accessories

Spacers	Size mm	Part Number
4 M5 Steel screws included	15 x 8	3.813.0718.02
4 Spacers included*	15 x 8	3.813.0723.42
4 M5 Steel screws included	20 x 8	3.813.0718.19
4 Spacers included*	20 x 8	3.813.0723.59
4 M5 Steel screws included	30 x 8	3.813.0718.26
4 Spacers included*	30 x 8	3.813.0723.66

*Set consists of 4 spacers and 4 M5 screws made of steel.

Accessories

Cover Plugs	Size mm	Part Number
Cover plugs, polyethylene	11 x ø 15 / 17	3.813.0648.11



Accessories

Hinged Cover Screws	Size mm	Part Number
Hinged cover screw, slotted / cross head, blue, polyamide	14 x 96	3.813.0742.47
Hinged cover screw, wing head, blue, polyamide	14 x 113	3.813.0742.54



Accessories

Extension Frame Screw	Size mm	Part Number
Extension frame screw	ø 17 x 67	3.813.0748.03



Accessories

Hinges	Size mm	Part Number
Hinges (pair)	40 x 50 x 16,5	3.813.0647.74
Hinges (pair), incl. 2 cover plugs	40 x 50 x 16,5	3.813.0723.04



Series 13 Flanges for Enclosures

Special Accessories

Cover Flanges	Size	Part Number
PC / ABS, excluding gasket	F1	3.813.0718.33
PC, incl. PUR gasket	F2	3.813.0719.49



Special Accessories

Flanges with Knockouts	Size	Part Number
Incl. PUR gasket, 7 x PG 11 + 4 x PG 9 / 16, PC	F2	3.813.0721.13
Incl. PUR gasket, 2 x PG 21 / 29 / 36 + 2 x PG 9 / 16 + 1 x PG 11, PC	F2	3.813.0723.97
Incl. PUR gasket, 5 x PG 16 / 21 + 2 x PG 11, PC	F2	3.813.0724.03
Incl. PUR gasket, 7 x M 16 + 7 x M 12 / 20	F2	3.813.0725.95
Incl. PUR gasket, 2 x M 20 / 32 / 50 + 2 x M 12 / 20 + 2 x M 16	F2	3.813.0726.25
Incl. PUR gasket, 5 x M 20 / 32 + 2 x M 16 + 1 x M 12 / 20	F2	3.813.0727.00

Special Accessories

Cable Access Flange, Set	Size	Part Number
Incl. gasket, for 1 cable ø 27 – 66 mm	F2	3.813.0816.72



Special Accessories

Flanges Accessories	Size	Part Number
Extension frame for F2 flanges, PC	50 mm	3.813.0734.48
Self-adhesive flange gasket	F1	3.813.0719.25
Self-adhesive flange gasket	F2	3.813.0720.76
Flange bolt set, F1 size, steel steel bolt with plastic head	M 6 x 20	3.813.0730.66
Flange bolt set, F2 size, steel steel bolt with plastic head	M 8 x 20	3.813.0816.89
Flange bolt set, F2 size, steel steel bolt with plastic head + steel connector	M 8 x 20	3.813.0730.80
Flange base support for size F2, PA	F2	3.813.0721.06



Special Accessories

Strain Reliefs, Galvanized Steel	Size / Side	Part Number
For 1 cable	300 mm	3.813.0727.55
For 2 cables	300 mm	3.813.0732.71
For 1 cable	400 mm	3.813.0732.88
For 2 cables	400 mm	3.813.0732.95



Large Enclosures made of Polycarbonate or ABS

Special Accessories

Flanges with Knockouts	Size	Part Number
Excluding gasket, 3 x PG 16, PC / ABS	F1	3.813.0718.40
Excluding gasket, 3 x PG 21, PC / ABS	F1	3.813.0718.57
Excluding gasket, 1 x PG 29, PC / ABS	F1	3.813.0718.64
Excluding gasket, 3 x ø 20 mm, PC / ABS	F1	3.813.0526.41
Excluding gasket, 3 x ø 25 mm, PC / ABS	F1	3.813.0526.58
Excluding gasket, 1 x ø 32 mm, PC / ABS	F1	3.813.0526.65
Incl. PUR-gasket, 3 x PG 21 + 4 x PG 16, PC	F2	3.813.0719.56
Incl. PUR-gasket, 2 x PG 29 + 6 x PG 16, PC	F2	3.813.0719.63
Incl. PUR-gasket, 2 x PG 36 + 4 x PG 16, PC	F2	3.813.0719.70
Incl. PUR-gasket, 8 x PG 16, PC	F2	3.813.0719.87
Incl. PUR-gasket, 10 x PG 11, PC	F2	3.813.0719.94
Incl. PUR-gasket, 4 x ø 20 mm + 1 x ø 25 mm + 2 x ø 32 mm, PC	F2	3.813.0526.72
Incl. PUR-gasket, 6 x ø 20 mm + 1 x ø 32 mm + 2 x ø 40 mm, PC	F2	3.813.0526.89
Incl. PUR-gasket, 4 x ø 20 mm + 2 x ø 40 mm, PC	F2	3.813.0526.96
Incl. PUR-gasket, 8 x ø 20 mm, PC	F2	3.813.0527.02
Incl. PUR-gasket, 10 x ø 16 mm, PC	F2	3.813.0527.19



Special Accessories

Flanges with Membrane Knockouts	Size	Part Number
For 5 x ø 7–30 mm cables, EPDM	F1	3.813.0718.71
For 25 x ø 5–26 mm cables, EPDM	F2	3.813.0720.07
For 35 x ø 5–26 mm cables, EPDM	F2	3.813.0720.14
For 3 x ø 24–60 mm cables, EPDM	F2	3.813.0720.21
Excluding gasket, 3 x ø 21 mm + 4 x ø 15 mm, TPE	F1	3.813.0718.88
Excluding gasket, 4 x ø 16 mm + 6 x ø 13 mm, TPE	F1	3.813.0718.95
Excluding gasket, 3 x ø 30 mm + 6 x ø 18 mm + 16 x ø 14 mm, TPE	F2	3.813.0720.38
Excluding gasket, 9 x ø 18 mm + 24 x ø 14 mm, TPE	F2	3.813.0720.45



Hinged Enclosures made of Polycarbonate - OEM

These enclosures are equipped with pre-installed hinges. The accessories of series 13 fit these products.

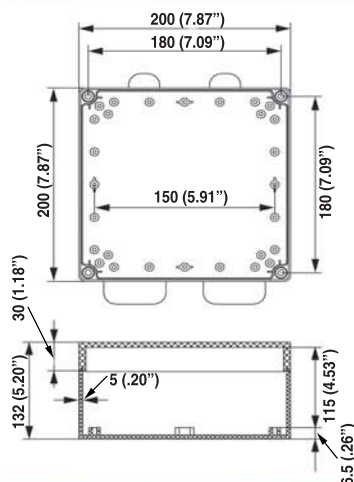


Technical Information		Polycarbonate
Protection EN 60529		IP 66 / 67
Impact EN 50102		IK 08 / IK 08
(+35 °C / -25 °C)		
Temperature range		-50 °C...+100 °C
Fire resistance per UL 94		V-2...5 VA
Standard color		Grey RAL 7035
Gasket		PUR (Polyurethane)



Hinged enclosures made of Polycarbonate

(PCH) 200 x 200 x 132 mm (7.87" x 7.87" x 5.20")




Polycarbonate	Part Number
Grey cover, plain sides	3.140.0743.08
Transp. cover*, plain sides	3.140.0743.84

Assembly and machining services of your enclosures are available upon request.
Drawings with additional dimensions can be furnished upon request.

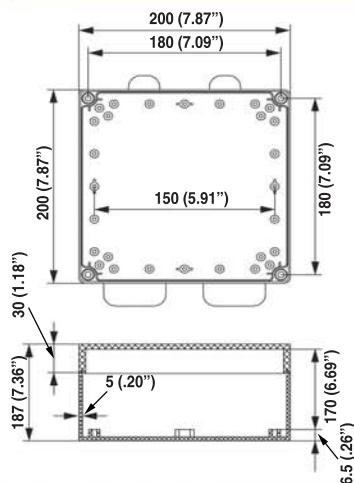
Assembly screws are included.
*Transparent cover always out of Polycarbonate

Accessories	Part Number
Mounting plate, 1,5 mm thick, galvanized steel	3.140.0646.75
Mounting plate, 2 mm thick, ø 3 mm perforated, yellow passivated steel	3.140.0525.73
DIN Rail, DIN 35	3.140.0647.43



Additional accessories on page 51.

(PCH) 200 x 200 x 187 mm (7.87" x 7.87" x 7.36")




Polycarbonate	Part Number
Grey cover, plain sides	3.140.0744.69
Transp. cover*, plain sides	3.140.0745.44

Assembly and machining services of your enclosures are available upon request.
Drawings with additional dimensions can be furnished upon request.

Assembly screws are included.
*Transparent cover always out of Polycarbonate

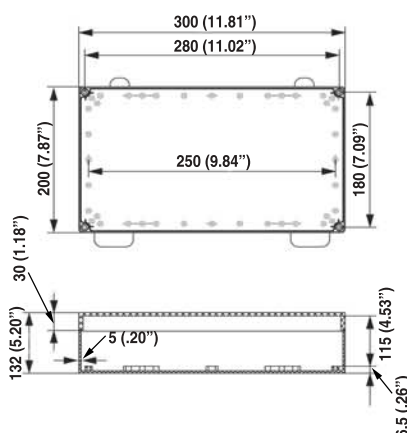
Accessories	Part Number
Mounting plate, 1,5 mm thick, galvanized steel	3.140.0646.75
Mounting plate, 2 mm thick, ø 3 mm perforated, yellow passivated steel	3.140.0525.73
DIN Rail, DIN 35	3.140.0647.43



Additional accessories on page 51.

Hinged enclosures made of Polycarbonate


(PCH) 200 x 300 x 132 mm (7.87" x 11.81" x 5.20")



Polycarbonate	Part Number
Grey cover, plain sides	3.140.0743.15
Transp. cover*, plain sides	3.140.0743.91

Assembly and machining services of your enclosures are available upon request.
Drawings with additional dimensions can be furnished upon request.

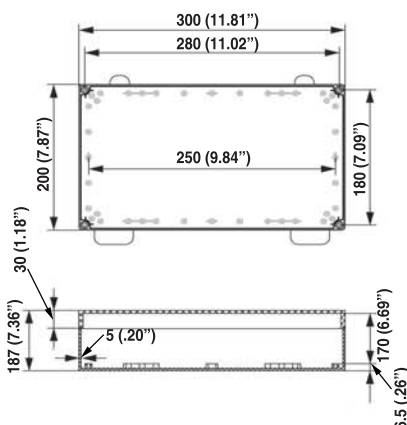
Accessories	Part Number
Mounting plate, 1,5 mm thick, galvanized steel	3.140.0646.82
Mounting plate, 2 mm thick, ø 3 mm perforated, yellow passivated steel	3.140.0525.80
DIN Rail, DIN 35, short side	3.140.0647.43
DIN Rail, DIN 35, long side	3.140.0647.50



Additional accessories on page 51.

Assembly screws are included.
*Transparent cover always out of Polycarbonate


(PCH) 200 x 300 x 187 mm (7.87" x 11.81" x 7.36")



Polycarbonate	Part Number
Grey cover, plain sides	3.140.0744.76
Transp. cover*, plain sides	3.140.0745.51

Assembly and machining services of your enclosures are available upon request.
Drawings with additional dimensions can be furnished upon request.

Accessories	Part Number
Mounting plate, 1,5 mm thick, galvanized steel	3.140.0646.82
Mounting plate, 2 mm thick, ø 3 mm perforated, yellow passivated steel	3.140.0525.80
DIN Rail, DIN 35, short side	3.140.0647.43
DIN Rail, DIN 35, long side	3.140.0647.50



Additional accessories on page 51.

Assembly screws are included.
*Transparent cover always out of Polycarbonate

Hinged enclosures made of Polycarbonate


(PCH) 200 x 400 x 132 mm (7.87" x 15.75" x 5.20")



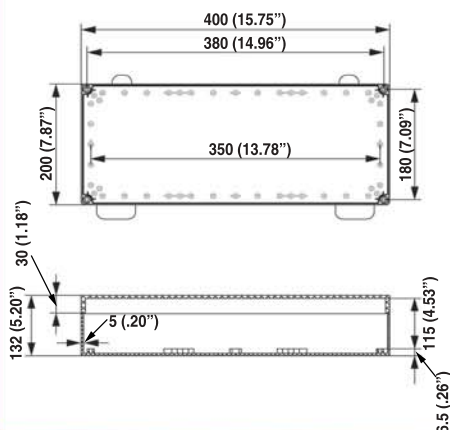
Polycarbonate	Part Number
Grey cover, plain sides	3.140.0743.22
Transp. cover*, plain sides	3.140.0744.07

Assembly and machining services of your enclosures are available upon request.
Drawings with additional dimensions can be furnished upon request.

Accessories	Part Number
Mounting plate, 1,5 mm thick, galvanized steel	3.140.0646.99
Mounting plate, 2 mm thick, ø 3 mm perforated, yellow passivated steel	3.140.0525.97
DIN Rail, DIN 35, short side	3.140.0647.43
DIN Rail, DIN 35, long side	3.140.0647.67



Additional accessories on page 51.



Assembly screws are included.
*Transparent cover always out of Polycarbonate


(PCH) 200 x 400 x 187 mm (7.87" x 15.75" x 7.36")



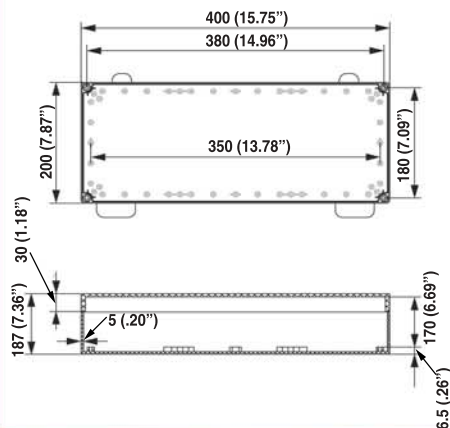
Polycarbonate	Part Number
Grey cover, plain sides	3.140.0744.83
Transp. cover*, plain sides	3.140.0745.68

Assembly and machining services of your enclosures are available upon request.
Drawings with additional dimensions can be furnished upon request.

Accessories	Part Number
Mounting plate, 1,5 mm thick, galvanized steel	3.140.0646.99
Mounting plate, 2 mm thick, ø 3 mm perforated, yellow passivated steel	3.140.0525.97
DIN Rail, DIN 35, short side	3.140.0647.43
DIN Rail, DIN 35, long side	3.140.0647.67



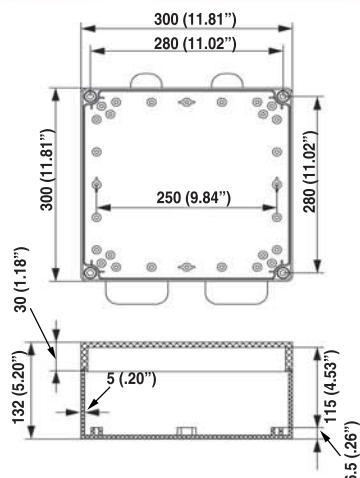
Additional accessories on page 51.



Assembly screws are included.
*Transparent cover always out of Polycarbonate

Hinged enclosures made of Polycarbonate

(PCH) 300 x 300 x 132 mm (11.81" x 11.81" x 5.20")




Polycarbonate	Part Number
Grey cover, plain sides	3.140.0743.39
Transp. cover*, plain sides	3.140.0744.14

Assembly and machining services of your enclosures are available upon request.
Drawings with additional dimensions can be furnished upon request.

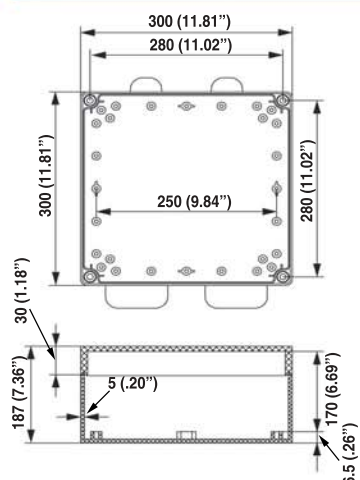
Assembly screws are included.
*Transparent cover always out of Polycarbonate

Accessories	Part Number
Mounting plate, 1,5 mm thick, galvanized steel	3.140.0647.05
Mounting plate, 2 mm thick, ø 3 mm perforated, yellow passivated steel	3.140.0526.03
DIN Rail, DIN 35	3.140.0647.50



Additional accessories on page 51.

(PCH) 300 x 300 x 187 mm (11.81" x 11.81" x 7.36")




Polycarbonate	Part Number
Grey cover, plain sides	3.140.0744.90
Transp. cover*, plain sides	3.140.0745.75

Assembly and machining services of your enclosures are available upon request.
Drawings with additional dimensions can be furnished upon request.

Assembly screws are included.
*Transparent cover always out of Polycarbonate

Accessories	Part Number
Mounting plate, 1,5 mm thick, galvanized steel	3.140.0647.05
Mounting plate, 2 mm thick, ø 3 mm perforated, yellow passivated steel	3.140.0526.03
DIN Rail, DIN 35	3.140.0647.50



Additional accessories on page 51.

Hinged enclosures made of Polycarbonate


(PCH) 300 x 400 x 132 mm (11.81" x 15.75" x 5.20")



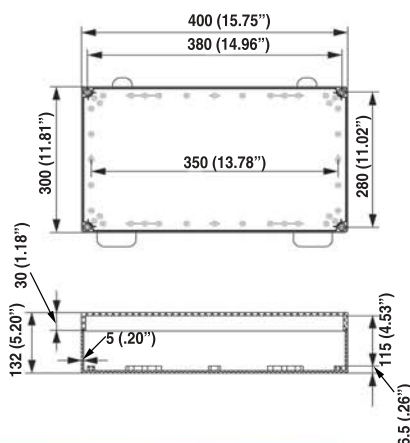
Polycarbonate	Part Number
Grey cover, plain sides	3.140.0743.46
Transp. cover*, plain sides	3.140.0744.21

Assembly and machining services of your enclosures are available upon request.
Drawings with additional dimensions can be furnished upon request.

Accessories	Part Number
Mounting plate, 1,5 mm thick, galvanized steel	3.140.0647.12
Mounting plate, 2 mm thick, ø 3 mm perforated, yellow passivated steel	3.140.0526.10
DIN Rail, DIN 35, short side	3.140.0647.50
DIN Rail, DIN 35, long side	3.140.0647.67



Additional accessories on page 51.



Assembly screws are included.
*Transparent cover always out of Polycarbonate


(PCH) 300 x 400 x 187 mm (11.81" x 15.75" x 7.36")



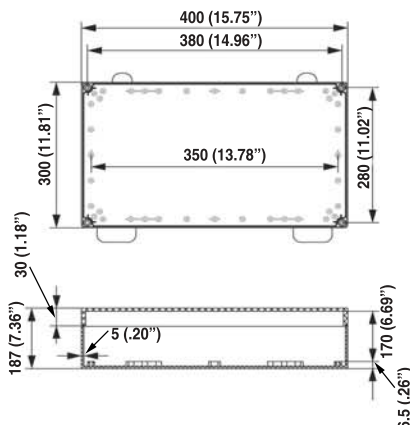
Polycarbonate	Part Number
Grey cover, plain sides	3.140.0745.06
Transp. cover*, plain sides	3.140.0745.82

Assembly and machining services of your enclosures are available upon request.
Drawings with additional dimensions can be furnished upon request.

Accessories	Part Number
Mounting plate, 1,5 mm thick, galvanized steel	3.140.0647.12
Mounting plate, 2 mm thick, ø 3 mm perforated, yellow passivated steel	3.140.0526.10
DIN Rail, DIN 35, short side	3.140.0647.50
DIN Rail, DIN 35, long side	3.140.0647.67



Additional accessories on page 51.



Assembly screws are included.
*Transparent cover always out of Polycarbonate

Hinged enclosures made of Polycarbonate

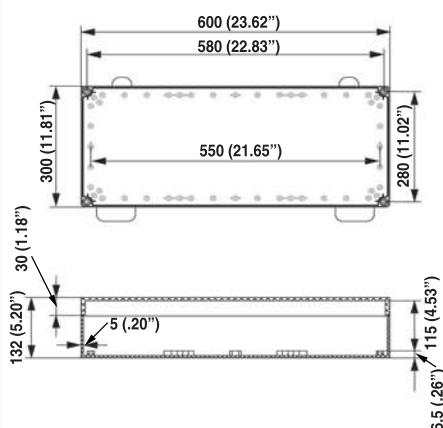
(PCH) 300 x 600 x 132 mm (11.81" x 23.62" x 5.20")




Polycarbonate	Part Number
Grey cover, plain sides	3.140.0743.53
Transp. cover*, plain sides	3.140.0744.38

Assembly and machining services of your enclosures are available upon request.
Drawings with additional dimensions can be furnished upon request.

Accessories	Part Number
Mounting plate, 1,5 mm thick, galvanized steel	3.140.0647.29
Mounting plate, 2 mm thick, ø 3 mm perforated, yellow passivated steel	3.140.0526.27
DIN Rail, DIN 35, short side	3.140.0647.50



Assembly screws are included.
*Transparent cover always out of Polycarbonate



Additional accessories on page 51.

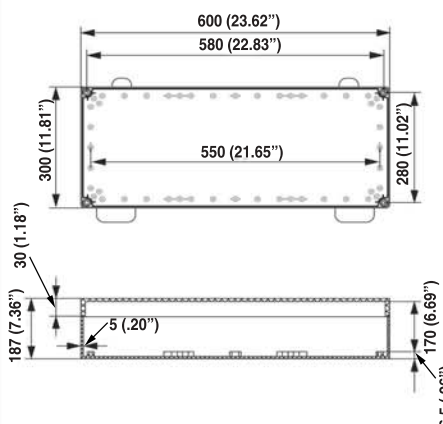
(PCH) 300 x 600 x 187 mm (11.81" x 23.62" x 7.36")




Polycarbonate	Part Number
Grey cover, plain sides	3.140.0745.13
Transp. cover*, plain sides	3.140.0745.99

Assembly and machining services of your enclosures are available upon request.
Drawings with additional dimensions can be furnished upon request.

Accessories	Part Number
Mounting plate, 1,5 mm thick, galvanized steel	3.140.0647.29
Mounting plate, 2 mm thick, ø 3 mm perforated, yellow passivated steel	3.140.0526.27
DIN Rail, DIN 35, short side	3.140.0647.50



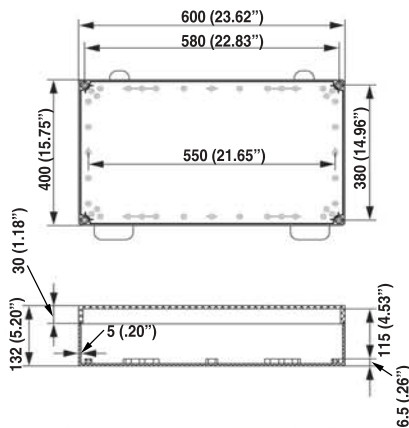
Assembly screws are included.
*Transparent cover always out of Polycarbonate



Additional accessories on page 51.

Hinged enclosures made of Polycarbonate

(PCH) 400 x 600 x 132 mm (15.75" x 23.62" x 5.20")




Polycarbonate	Part Number
Grey cover, plain sides	3.140.0743.77
Transp. cover*, plain sides	3.140.0744.52

Assembly and machining services of your enclosures are available upon request.
Drawings with additional dimensions can be furnished upon request.

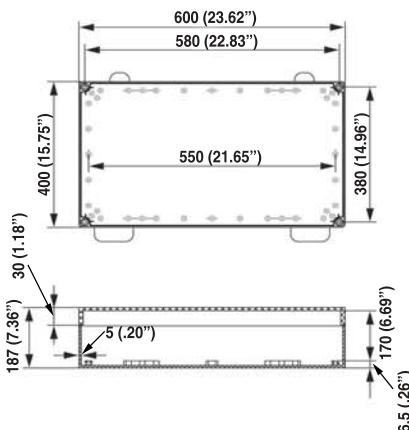
Assembly screws are included.
*Transparent cover always out of Polycarbonate

Accessories	Part Number
Mounting plate, 1,5 mm thick, galvanized steel	3.140.0647.36
Mounting plate, 2 mm thick, ø 3 mm perforated, yellow passivated steel	3.140.0526.34
DIN Rail, DIN 35, short side	3.140.0647.67



Additional accessories on page 51.

(PCH) 400 x 600 x 187 mm (15.75" x 23.62" x 7.36")




Polycarbonate	Part Number
Grey cover, plain sides	3.140.0745.37
Transp. cover*, plain sides	3.140.0746.12

Assembly and machining services of your enclosures are available upon request.
Drawings with additional dimensions can be furnished upon request.

Assembly screws are included.
*Transparent cover always out of Polycarbonate

Accessories	Part Number
Mounting plate, 1,5 mm thick, galvanized steel	3.140.0647.36
Mounting plate, 2 mm thick, ø 3 mm perforated, yellow passivated steel	3.140.0526.34
DIN Rail, DIN 35, short side	3.140.0647.67



Additional accessories on page 51.

Hinged enclosures made of Polycarbonate

Accessories

Fastening Lugs	Size mm	Part Number
Fastening lugs, set	19 x 40 x 35,5	3.814.0647.81



Accessories

Adjustable Corner Clips for Mounting Plate	Size mm	Part Number
Adjustable corner clips for mounting plate incl. M5-screw	19 / 19 x 14	3.814.0647.98
Adjustable corner clips for mounting plate set incl. 4 pcs.	20 / 26 x 14	3.814.0816.96



Accessories

Brass Inserts	Size mm	Part Number
Threated bushing for cover screws when cover mounted on the back	18 / 30 ø 16	3.814.0717.89
Brass inserts	M3	3.814.0723.28
Brass inserts, set incl. 4 pcs.	M3	3.814.0723.35



Accessories

Cover Screws	Size mm	Part Number
Cover screws, slotted / cross head, sealable	14 x 42	3.814.0745.90
Cover screws, slotted / cross head, dark grey made of noryl	14 x 42	3.814.0747.28
Cover screws, slotted / cross head for 600mm modular cover	14 x 32	3.814.0743.60
Cover screws, spring loaded, cross head	14 x 62	3.814.0730.73
Cover screws, wing head	14 x 55	3.814.0717.62
Cover screws, DIN 3 head	14 x 42	3.814.0717.72
Cover screws set incl. 4 cover screws and 4 brass inserts	17 x 30 / 18	3.814.0717.02



Accessories

Mounting Screws	Size mm	Part Number
Mounting screws for plates and rails	5 x 10	3.814.0648.04



Hinged enclosures made of Polycarbonate

Accessories

Key	Size mm	Part Number
Key for DIN head screw	50 x 50	3.814.0724.10



Accessories

Spacers	Size mm	Part Number
4 M5 Steel screws included	15 x 8	3.814.0718.02
4 Spacers included*	15 x 8	3.814.0723.42
4 M5 Steel screws included	20 x 8	3.814.0718.19
4 Spacers included*	20 x 8	3.814.0723.59
4 M5 Steel screws included	30 x 8	3.814.0718.26
4 Spacers included*	30 x 8	3.814.0723.66

*Set consists of 4 spacers and 4 M5 screws made of steel.

Accessories

Cover Plugs	Size mm	Part Number
Cover plugs, polyethylene	11 x ø 15 / 17	3.814.0648.11



Accessories

Hinged Cover Screws	Size mm	Part Number
Hinged cover screw, slotted / cross head, blue, polyamide	14 x 96	3.814.0742.47
Hinged cover screw, wing head, blue, polyamide	14 x 113	3.814.0742.54



Accessories

Extension Frame Screw	Size mm	Part Number
Extension frame screw	ø 17 x 67	3.814.0748.03



Accessories

Hinges	Size mm	Part Number
Hinges (pair)	40 x 50 x 16,5	3.814.0647.74
Hinges (pair), incl. 2 cover plugs	40 x 50 x 16,5	3.814.0723.04



Aluminium Enclosures

Aluminium Enclosures made by Hummel are die cast AL Si 12, powder epoxy coated. The sides can be equipped with optional wall mounting brackets and hinges.

Aluminum offers exceptional chemical resistance and is compatible with many solvents, gasoline or oil. They are impact resistant and heat resistant.

Another benefit: They can be readily recycled.

Technical Information

Aluminium

Protection EN 60529		IP 65
Impact EN 50102		IK 09
(+35 °C / -25 °C)		
Temperature range		-40 °C...+80 °C
Standard color		Grey RAL 7001
Gasket		Buna-N
Cover screws		Stainless steel



(ALA) 50 x 45 x 30 mm (1.97" x 1.77" x 1.18")



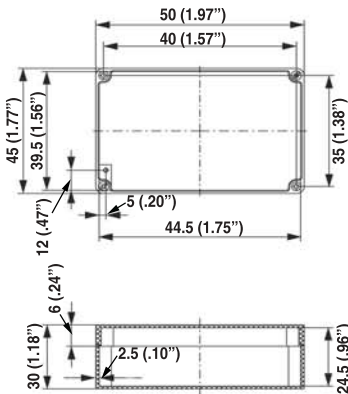
Aluminium

Part Number

Grey

3.150.0654.50

Assembly and machining services of your enclosures are available upon request.
Drawings with additional dimensions can be furnished upon request.



Cover screws and assembly screws are included.

(ALA) 64 x 58 x 36 mm (2.52" x 2.28" x 1.42")



Aluminium

Part Number

Grey

3.150.0657.71

Assembly and machining services of your enclosures are available upon request.
Drawings with additional dimensions can be furnished upon request.

Accessories

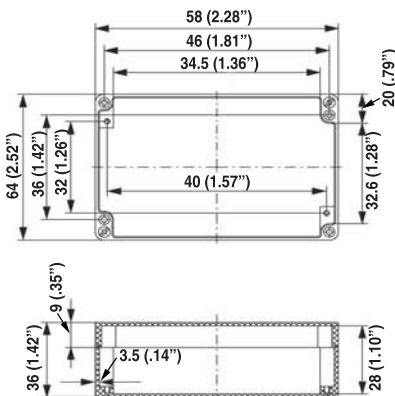
Part Number

Mounting plate,
yellow passivated steel


3.150.0575.47

DIN Rail, DIN 15

3.150.0569.84



Cover screws and assembly screws are included.



Aluminium Enclosures

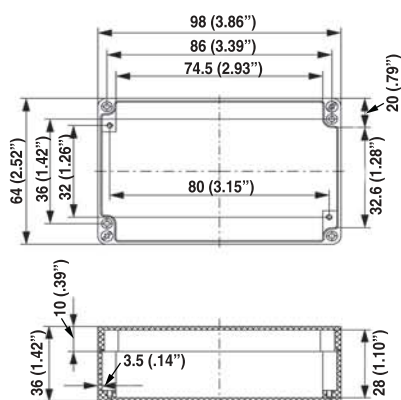
(ALA) 64 x 98 x 36 mm (2.52" x 3.85" x 1.42")



Aluminium	Part Number
Grey	3.150.0657.88

Assembly and machining services of your enclosures are available upon request.
Drawings with additional dimensions can be furnished upon request.

Accessories	Part Number
Mounting plate, yellow passivated steel	3.150.0575.54
DIN Rail, DIN 15	3.150.0569.91



Cover screws and assembly screws are included.

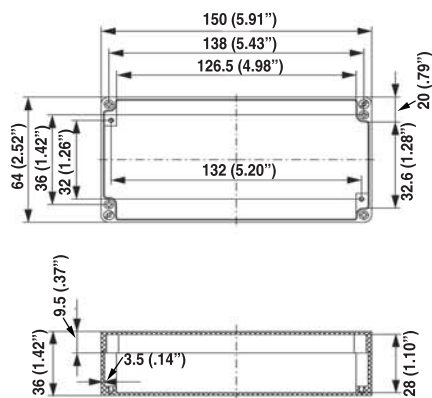
(ALA) 64 x 150 x 36 mm (2.52" x 5.91" x 1.42")



Aluminium	Part Number
Grey	3.150.0657.95

Assembly and machining services of your enclosures are available upon request.
Drawings with additional dimensions can be furnished upon request.

Accessories	Part Number
Mounting plate, yellow passivated steel	3.150.0575.61
DIN Rail, DIN 15	3.150.0570.04



Cover screws and assembly screws are included.

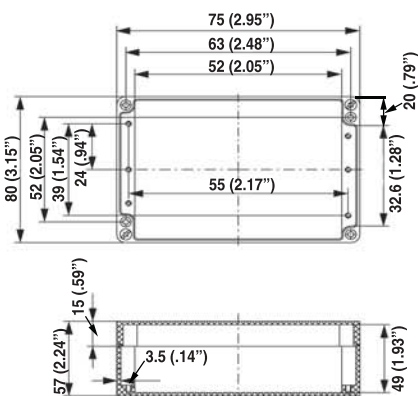
(ALA) 80 x 75 x 57 mm (3.15" x 2.95" x 2.24")



Aluminium	Part Number
Grey	3.150.0658.01

Assembly and machining services of your enclosures are available upon request.
Drawings with additional dimensions can be furnished upon request.

Accessories	Part Number
Mounting plate, yellow passivated steel	3.150.0575.78
DIN Rail, DIN 15	3.150.0570.11
Hinges, pair	3.150.0577.45



Cover screws and assembly screws are included.



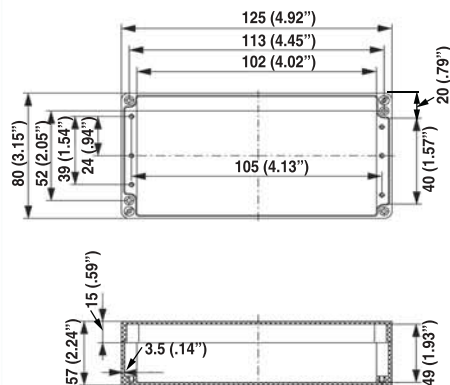
(ALA) 80 x 125 x 57 mm (3.15" x 4.92" x 2.24")




Aluminium	Part Number
Grey	3.150.0658.18

Assembly and machining services of your enclosures are available upon request.
Drawings with additional dimensions can be furnished upon request.

Accessories	Part Number
Mounting plate, yellow passivated steel	3.150.0575.85
DIN Rail, DIN 15	3.150.0570.28
Hinges, pair	3.150.0569.46



Cover screws and assembly screws are included.



Aluminium Enclosures

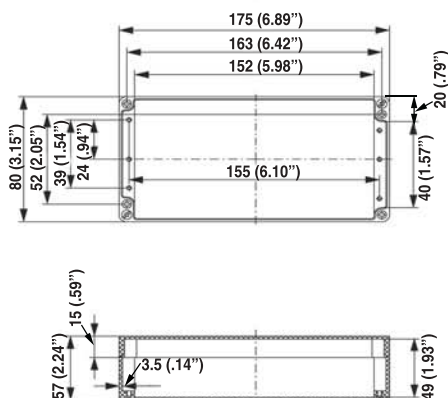
(ALA) 80 x 175 x 57 mm (3.15" x 6.89" x 2.24")




Aluminium	Part Number
Grey	3.150.0658.25

Assembly and machining services of your enclosures are available upon request.
Drawings with additional dimensions can be furnished upon request.

Accessories	Part Number
Mounting plate, yellow passivated steel	3.150.0575.92
DIN Rail, DIN 15	3.150.0570.35



Cover screws and assembly screws are included.



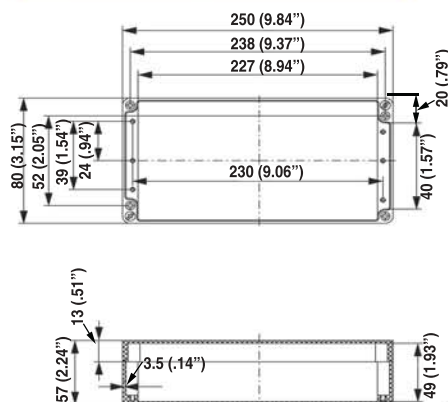
(ALA) 80 x 250 x 57 mm (3.15" x 9.84" x 2.24")




Aluminium	Part Number
Grey	3.150.0658.32

Assembly and machining services of your enclosures are available upon request.
Drawings with additional dimensions can be furnished upon request.

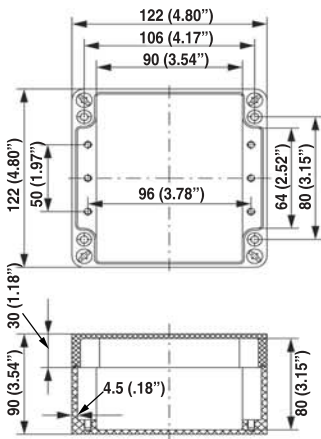
Accessories	Part Number
Mounting plate, yellow passivated steel	3.150.0573.87
DIN Rail, DIN 15	3.150.0570.42



Cover screws and assembly screws are included.



(ALA) 122 x 122 x 90 mm (4.80" x 4.80" x 3.54")



Aluminium

Part Number

Grey

3.150.0658.49

Assembly and machining services of your enclosures are available upon request. Drawings with additional dimensions can be furnished upon request.

Accessories

Part Number

Mounting plate, yellow passivated steel

3.150.0576.08

DIN Rail, DIN 32

3.150.0571.72

DIN Rail, DIN 35

3.150.0570.59

Hinges, pair

3.150.0569.53

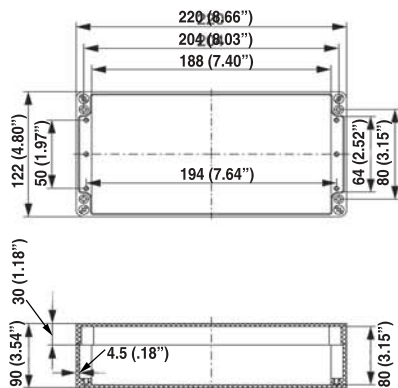
Fastening lugs, AISI 304

3.150.0569.60



Cover screws and assembly screws are included.

(ALA) 122 x 220 x 90 mm (4.80" x 8.66" x 3.54")



Aluminium

Part Number

Grey

3.150.0658.56

Auf Wunsch bearbeiten und montieren wir Ihre Gehäuse. Zeichnungen mit weiteren Maßen auf Anfrage!

Accessories

Part Number

Mounting plate, yellow passivated steel

3.150.0576.15

DIN Rail, DIN 32

3.150.0571.89

DIN Rail, DIN 35

3.150.0570.66



Cover screws and assembly screws are included.

Aluminium Enclosures

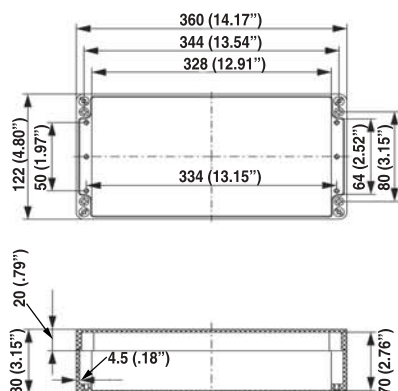
(ALA) 122 x 360 x 80 mm (4.80" x 14.17" x 3.15")



Aluminium	Part Number
Grey	3.150.0658.63

Assembly and machining services of your enclosures are available upon request.
Drawings with additional dimensions can be furnished upon request.

Accessories	Part Number
Mounting plate, yellow passivated steel	3.150.0576.22
DIN Rail, DIN 32	3.150.0571.96
DIN Rail, DIN 35	3.150.0570.73



Cover screws and assembly screws are included.

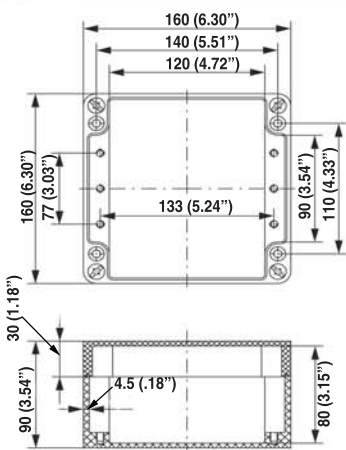
(ALA) 160 x 160 x 90 mm (6.30" x 6.30" x 3.54")



Aluminium	Part Number
Grey	3.150.0658.70

Assembly and machining services of your enclosures are available upon request.
Drawings with additional dimensions can be furnished upon request.

Accessories	Part Number
Mounting plate, yellow passivated steel	3.150.0576.39
DIN Rail, DIN 32	3.150.0572.02
DIN Rail, DIN 35	3.150.0570.80
Hinges, pair	3.150.0569.53
Fastening lugs, AISI 304	3.150.0569.60



Cover screws and assembly screws are included.

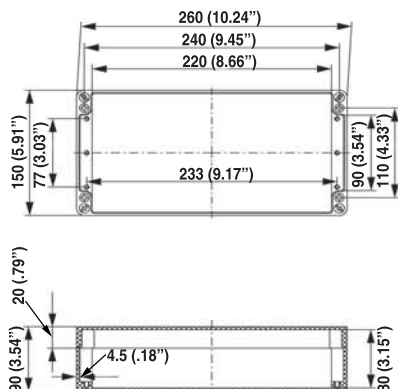
(ALA) 160 x 260 x 90 mm (6.30" x 10.24" x 3.54")



Aluminium	Part Number
Grey	3.150.0658.87

Assembly and machining services of your enclosures are available upon request.
Drawings with additional dimensions can be furnished upon request.

Accessories	Part Number
Mounting plate, yellow passivated steel	3.150.0576.46
DIN Rail, DIN 32	3.150.0572.19
DIN Rail, DIN 35	3.150.0570.97



Cover screws and assembly screws are included.



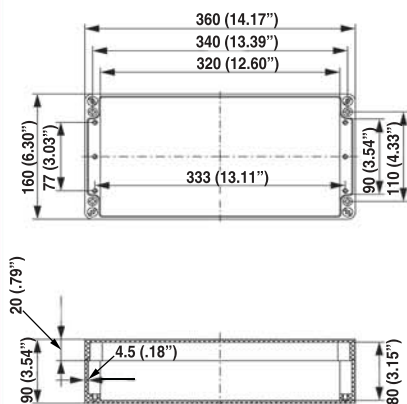
(ALA) 160 x 360 x 90 mm (6.30" x 14.17" x 3.54")



Aluminium	Part Number
Grey	3.150.0658.94

Assembly and machining services of your enclosures are available upon request.
Drawings with additional dimensions can be furnished upon request.

Accessories	Part Number
Mounting plate, yellow passivated steel	3.150.0576.53
DIN Rail, DIN 32	3.150.0571.96
DIN Rail, DIN 35	3.150.0570.73

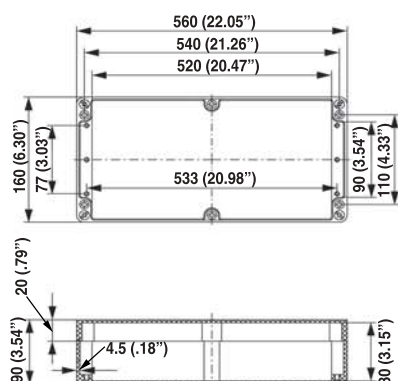


Cover screws and assembly screws are included.



Aluminium Enclosures

(ALA) 160 x 560 x 90 mm (6.30" x 22.04" x 3.54")



Aluminium	Part Number
Grey	3.150.0659.00

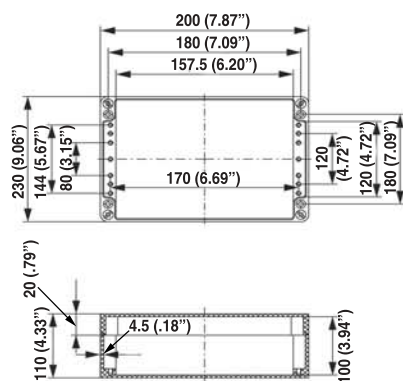
Assembly and machining services of your enclosures are available upon request.
Drawings with additional dimensions can be furnished upon request.

Accessories	Part Number
Mounting plate, yellow passivated steel	3.150.0576.60
DIN Rail, DIN 32	3.150.0572.26
DIN Rail, DIN 35	3.150.0571.03
Hinges, pair	3.150.0569.53
Fastening lugs, AISI 304	3.150.0569.77



Cover screws and assembly screws are included.

(ALA) 200 x 230 x 110 mm (7.87" x 9.06" x 4.33")



Aluminium	Part Number
Grey	3.150.0659.17

Assembly and machining services of your enclosures are available upon request.
Drawings with additional dimensions can be furnished upon request.

Accessories	Part Number
Mounting plate, yellow passivated steel	3.150.0576.77
DIN Rail, DIN 32	3.150.0572.33
DIN Rail, DIN 35	3.150.0571.10



Cover screws and assembly screws are included.

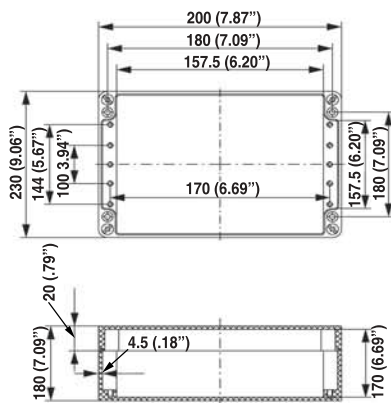
(ALA) 200 x 230 x 180 mm (7.87" x 9.06" x 7.09")



Aluminium	Part Number
Grey	3.150.0659.24

Assembly and machining services of your enclosures are available upon request.
Drawings with additional dimensions can be furnished upon request.

Accessories	Part Number
Mounting plate, yellow passivated steel	3.150.0576.77
DIN Rail, DIN 32	3.150.0572.33
DIN Rail, DIN 35	3.150.0571.10



Cover screws and assembly screws are included.



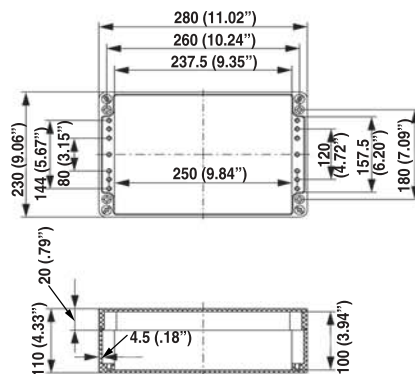
(ALA) 230 x 280 x 110 mm (9.06" x 11.02" x 4.33")



Aluminium	Part Number
Grey	3.150.0659.31

Assembly and machining services of your enclosures are available upon request.
Drawings with additional dimensions can be furnished upon request.

Accessories	Part Number
Mounting plate, yellow passivated steel	3.150.0576.48
DIN Rail, DIN 32	3.150.0572.40
DIN Rail, DIN 35	3.150.0571.34
Hinges, pair	3.150.0569.53
Fastening lugs, AISI 304	3.150.0569.77



Cover screws and assembly screws are included.



Aluminium Enclosures

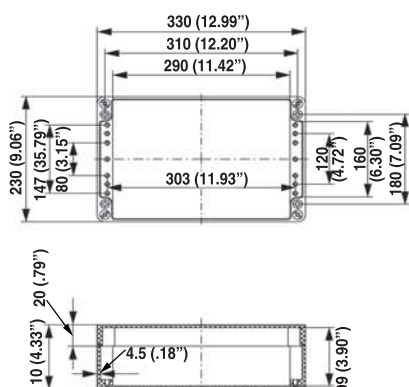
(ALA) 230 x 330 x 110 mm (9.06" x 12.99" x 4.33")



Aluminium	Part Number
Grey	3.150.0659.48

Assembly and machining services of your enclosures are available upon request.
Drawings with additional dimensions can be furnished upon request.

Accessories	Part Number
Mounting plate, yellow passivated steel	3.150.0576.91
DIN Rail, DIN 32	3.150.0572.57
DIN Rail, DIN 35	3.150.0571.41



Cover screws and assembly screws are included.

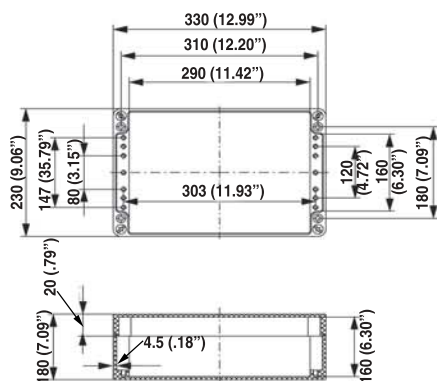
(ALA) 230 x 330 x 180 mm (9.06" x 12.99" x 7.09")



Aluminium	Part Number
Grey	3.150.0659.55

Assembly and machining services of your enclosures are available upon request.
Drawings with additional dimensions can be furnished upon request.

Accessories	Part Number
Mounting plate, yellow passivated steel	3.150.0576.91
DIN Rail, DIN 32	3.150.0572.57
DIN Rail, DIN 35	3.150.0571.41



Cover screws and assembly screws are included.

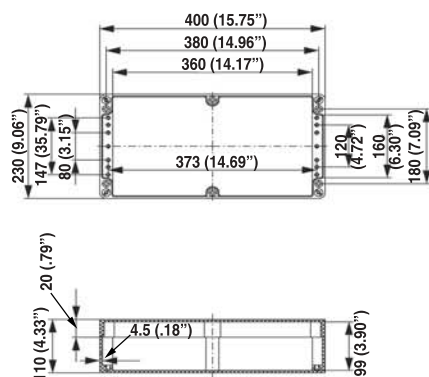
(ALA) 230 x 400 x 110 mm (9.06" x 15.75" x 4.33")



Aluminium	Part Number
Grey	3.150.0659.62

Assembly and machining services of your enclosures are available upon request.
Drawings with additional dimensions can be furnished upon request.

Accessories	Part Number
Mounting plate, yellow passivated steel	3.150.0577.07
DIN Rail, DIN 32	3.150.0572.64
DIN Rail, DIN 35	3.150.0571.58



Cover screws and assembly screws are included.



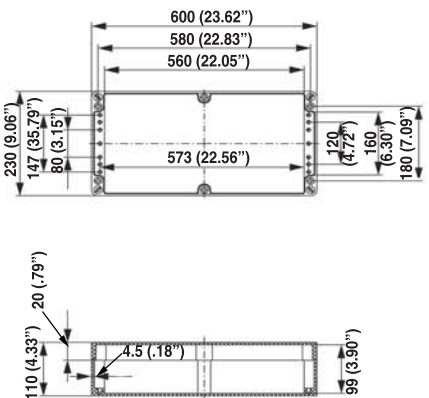
(ALA) 230 x 600 x 110 mm (9.06" x 23.62" x 4.33")



Aluminium	Part Number
Grey	3.150.0659.79

Assembly and machining services of your enclosures are available upon request.
Drawings with additional dimensions can be furnished upon request.

Accessories	Part Number
Mounting plate, yellow passivated steel	3.150.0577.14
DIN Rail, DIN 32	3.150.0572.71
DIN Rail, DIN 35	3.150.0571.65

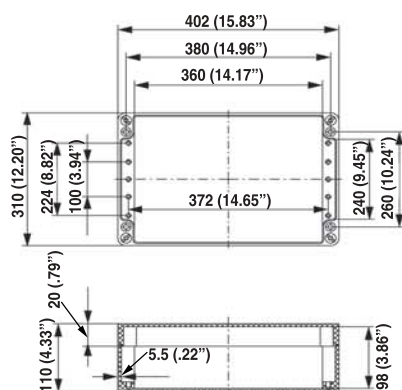


Cover screws and assembly screws are included.



Aluminium Enclosures

(ALA) 310 x 402 x 110 mm (12.20" x 15.83" x 4.33")



Aluminium	Part Number
Grey	3.150.0659.86

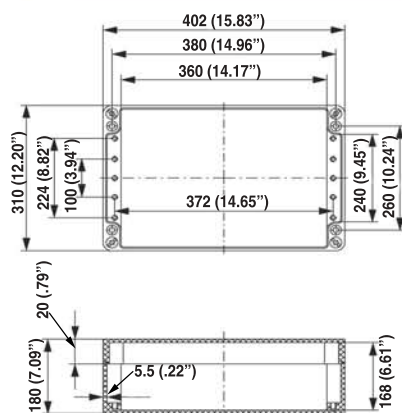
Assembly and machining services of your enclosures are available upon request.
Drawings with additional dimensions can be furnished upon request.

Accessories	Part Number
Mounting plate, yellow passivated steel	3.150.0577.21
DIN Rail, DIN 32	3.150.0572.64
DIN Rail, DIN 35	3.150.0571.58
Hinges, pair	3.150.0569.53
Fastening lugs, AISI 304	3.150.0569.77



Cover screws and assembly screws are included.

(ALA) 310 x 402 x 180 mm (12.20" x 15.83" x 7.09")



Aluminium	Part Number
Grey	3.150.0659.93

Assembly and machining services of your enclosures are available upon request.
Drawings with additional dimensions can be furnished upon request.

Accessories	Part Number
Mounting plate, yellow passivated steel	3.150.0577.21
DIN Rail, DIN 32	3.150.0572.64
DIN Rail, DIN 35	3.150.0571.58



Cover screws and assembly screws are included.

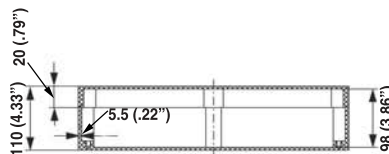
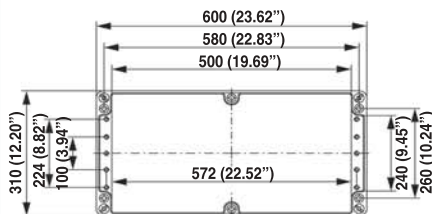
(ALA) 310 x 600 x 110 mm (12.20" x 23.62" x 4.33")



Aluminium	Part Number
Grey	3.150.0660.06

Assembly and machining services of your enclosures are available upon request.
Drawings with additional dimensions can be furnished upon request.

Accessories	Part Number
Mounting plate, yellow passivated steel	3.150.0577.38
DIN Rail, DIN 32	3.150.0572.71
DIN Rail, DIN 35	3.150.0571.65



Cover screws and assembly screws are included.



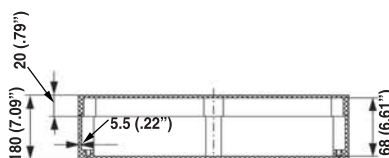
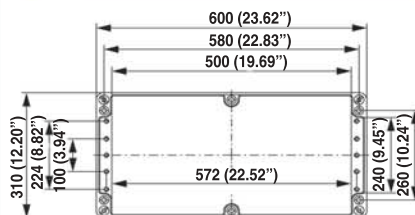
(ALA) 310 x 600 x 180 mm (12.20" x 23.62" x 7.09")



Aluminium	Part Number
Grey	3.150.0660.13

Assembly and machining services of your enclosures are available upon request.
Drawings with additional dimensions can be furnished upon request.

Accessories	Part Number
Mounting plate, yellow passivated steel	3.150.0577.38
DIN Rail, DIN 32	3.150.0572.71
DIN Rail, DIN 35	3.150.0571.65



Cover screws and assembly screws are included.



Polycarbonate Enclosures EMI Compatible

On the following pages you will find helpful technical information regarding materials to help you make the best selection for your application.

The inside is Nickel coated. A copper coated version is planned.

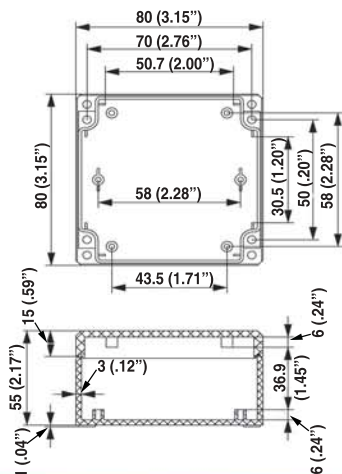


Technical Information		Polycarbonate
Protection EN 60529		IP 66
Impact EN 50102		IK 08 / IK 08
(+35 °C / -25 °C)		
Temperature range		-50 °C...+100 °C
Fire resistance per UL 94		V-2...5 VA
Standard color		Grey RAL 7035
Gasket		Silver Silicone



EMI shielded Polycarbonated Enclosures


(PCE) 80 x 82 x 56 mm (3.15" x 3.23" x 2.20")



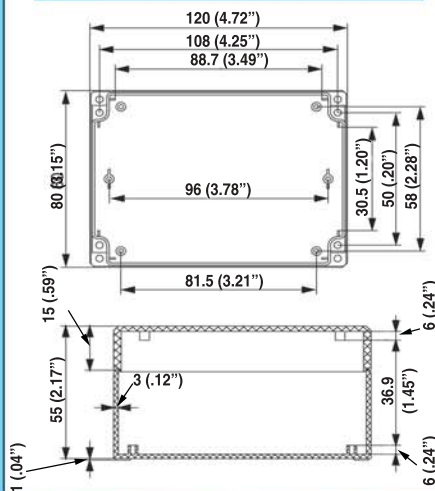
Polycarbonate	Part Number
Grey cover	3.160.0733.01

Assembly and machining services of your enclosures are available upon request. Drawings with additional dimensions can be furnished upon request.

Accessories	Part Number
Mounting plate, 1,5 mm thick, galvanized steel	3.110.0508.21
Mounting plate, 2 mm thick, ø 3 mm perforated, yellow passivated steel	3.110.0523.99
DIN Rail, DIN 15	3.110.0509.51
DIN Rail, DIN 35	3.110.0509.68




(PCE) 80 x 120 x 56 mm (3.15" x 4.72" x 2.20")



Polycarbonate	Part Number
Grey cover	3.160.0733.18

Assembly and machining services of your enclosures are available upon request. Drawings with additional dimensions can be furnished upon request.

Accessories	Part Number
Mounting plate, 1,5 mm thick, galvanized steel	3.110.0508.38
Mounting plate, 2 mm thick, ø 3 mm perforated, yellow passivated steel	3.110.0524.05
DIN Rail, DIN 15	3.110.0509.75
DIN Rail, DIN 35	3.110.0509.82



EMI shielded Polycarbonated Enclosures


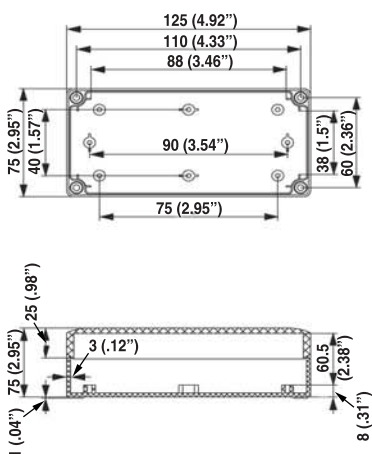
(PCE) 75 x 125 x 75 mm (2.95" x 4.92" x 2.95")



Polycarbonate	Part Number
Grey cover	3.160.0733.25

Assembly and machining services of your enclosures are available upon request.
Drawings with additional dimensions can be furnished upon request.

Accessories	Part Number
Mounting plate, 1,5 mm thick, galvanized steel	3.120.0560.38
Mounting plate, 2 mm thick, ø 3 mm perforated, yellow passivated steel	3.120.0525.11
DIN Rail, DIN 35, short side	3.120.0560.90
DIN Rail, DIN 35, long side	3.120.0561.06




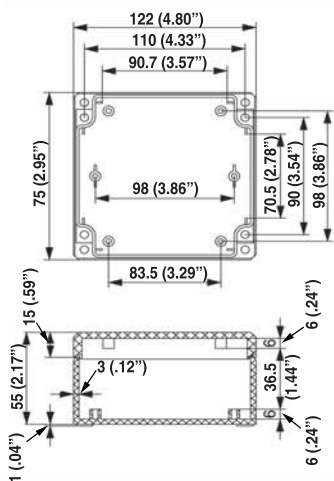
(PCE) 120 x 122 x 56 mm (4.72" x 4.80" x 2.20")



Polycarbonate	Part Number
Grey cover	3.160.0733.32

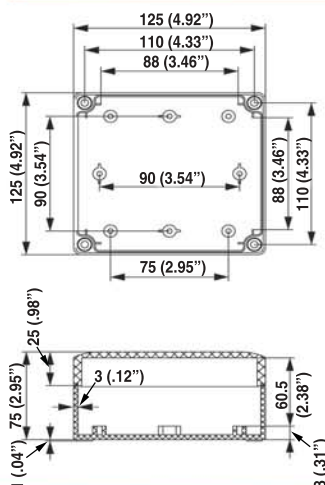
Assembly and machining services of your enclosures are available upon request.
Drawings with additional dimensions can be furnished upon request.

Accessories	Part Number
Mounting plate, 1,5 mm thick, galvanized steel	3.110.0508.52
Mounting plate, 2 mm thick, ø 3 mm perforated, yellow passivated steel	3.110.0524.29
DIN Rail, DIN 15	3.110.0509.75
DIN Rail, DIN 35	3.110.0509.82



EMI shielded Polycarbonated Enclosures


(PCE) 125 x 125 x 75 mm (4.92" x 4.92" x 2.95")



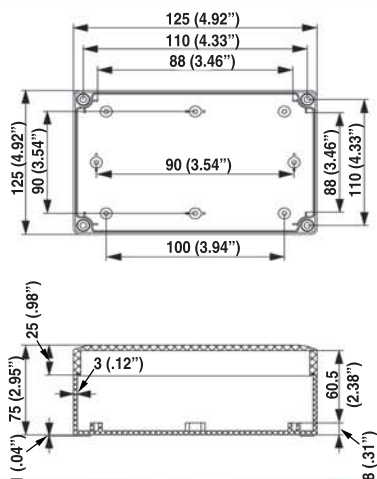
Polycarbonate	Part Number
Grey cover	3.160.0733.49

Assembly and machining services of your enclosures are available upon request.
Drawings with additional dimensions can be furnished upon request.

Accessories	Part Number
Mounting plate, 1,5 mm thick, galvanized steel	3.120.0560.45
Mounting plate, 2 mm thick, ø 3 mm perforated, yellow passivated steel	3.120.0525.28
DIN Rail, DIN 35	3.120.0561.06




(PCE) 125 x 175 x 75 mm (4.92" x 6.89" x 2.95")



Polycarbonate	Part Number
Grey cover	3.160.0733.56

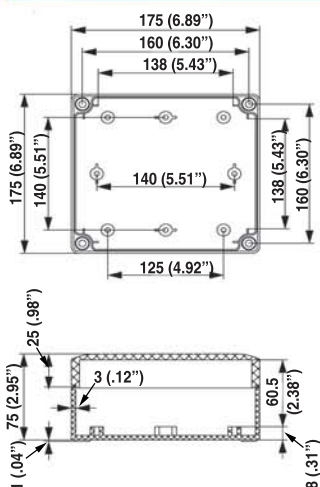
Assembly and machining services of your enclosures are available upon request.
Drawings with additional dimensions can be furnished upon request.

Accessories	Part Number
Mounting plate, 1,5 mm thick, galvanized steel	3.120.0560.52
Mounting plate, 2 mm thick, ø 3 mm perforated, yellow passivated steel	3.120.0525.35
DIN Rail, DIN 35, short side	3.120.0561.06
DIN Rail, DIN 35, long side	3.120.0561.13



EMI shielded Polycarbonated Enclosures


(PCE) 175 x 175 x 75 mm (6.89" x 6.89" x 2.95")



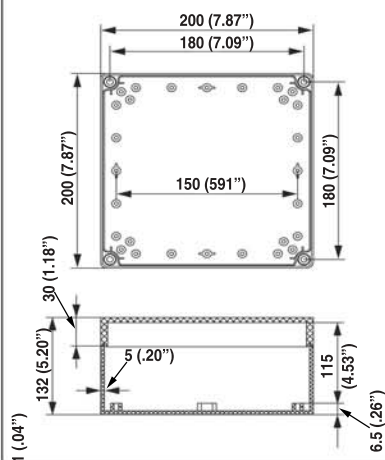
Polycarbonate	Part Number
Grey cover	3160073363

Assembly and machining services of your enclosures are available upon request.
Drawings with additional dimensions can be furnished upon request.

Accessories	Part Number
Mounting plate, 1,5 mm thick, galvanized steel	3120056069
Mounting plate, 2 mm thick, ø 3 mm perforated, yellow passivated steel	3120052542
DIN Rail, DIN 35	3120056113




(PCE) 200 x 200 x 132 mm (7.87" x 7.87" x 5.20")



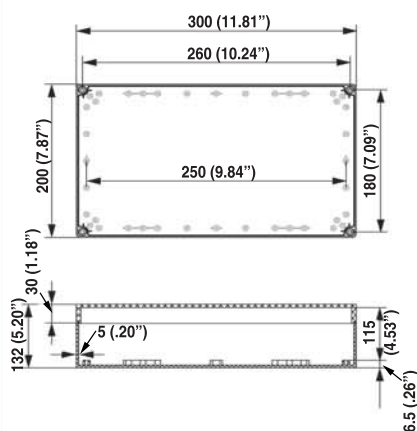
Polycarbonate	Part Number
Grey cover	3.160.0733.70

Assembly and machining services of your enclosures are available upon request.
Drawings with additional dimensions can be furnished upon request.

Accessories	Part Number
Mounting plate, 1,5 mm thick, galvanized steel	3.130.0646.75
Mounting plate, 2 mm thick, ø 3 mm perforated, yellow passivated steel	3.130.0525.73
DIN Rail, DIN 35	3.130.0647.43




(PCE) 200 x 300 x 132 mm (7.87" x 11.81" x 5.20")



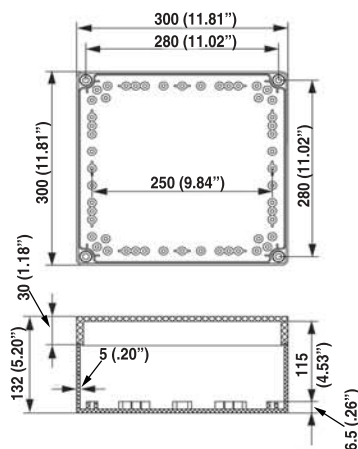
Polycarbonate	Part Number
Grey cover	3.160.0733.87

Assembly and machining services of your enclosures are available upon request.
Drawings with additional dimensions can be furnished upon request.

Accessories	Part Number
Mounting plate, 1,5 mm thick, galvanized steel	3.130.0646.82
Mounting plate, 2 mm thick, ø 3 mm perforated, yellow passivated steel	3.130.0525.80
DIN Rail, DIN 35, short side	3.130.0647.43
DIN Rail, DIN 35, long side	3.130.0647.50




(PCE) 300 x 300 x 132 mm (11.81" x 11.81" x 5.20")



Polycarbonate	Part Number
Grey cover	3.160.0733.94

Assembly and machining services of your enclosures are available upon request.
Drawings with additional dimensions can be furnished upon request.

Accessories	Part Number
Mounting plate, 1,5 mm thick, galvanized steel	3.130.0647.05
Mounting plate, 2 mm thick, ø 3 mm perforated, yellow passivated steel	3.130.0526.03
DIN Rail, DIN 35	3.130.0647.50



EMI shielded Polycarbonated Enclosures

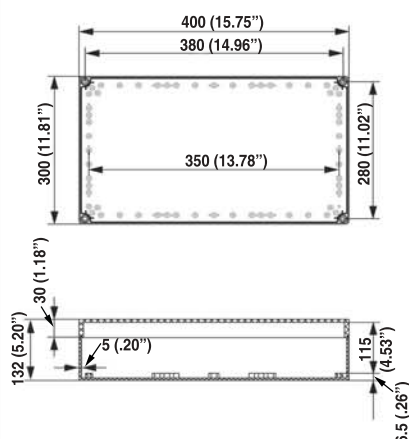

(PCE) 300 x 400 x 132 mm (11.81" x 15.75" x 5.20")



Polycarbonate	Part Number
Grey cover	3.160.0734.00

Assembly and machining services of your enclosures are available upon request.
Drawings with additional dimensions can be furnished upon request.

Accessories	Part Number
Mounting plate, 1,5 mm thick, galvanized steel	3.130.0647.12
Mounting plate, 2 mm thick, ø 3 mm perforated, yellow passivated steel	3.130.0526.10
DIN Rail, DIN 35, short side	3.130.0647.50
DIN Rail, DIN 35, long side	3.130.0647.67



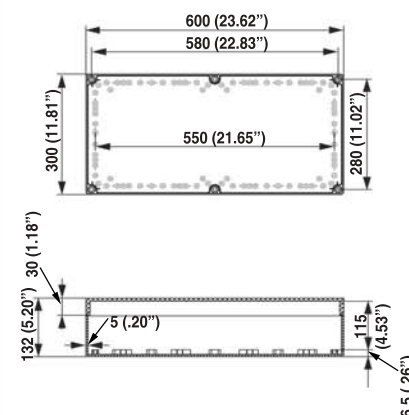

(PCE) 300 x 600 x 132 mm (11.81" x 23.62" x 5.20")



Polycarbonate	Part Number
Grey cover	3.160.0734.17

Assembly and machining services of your enclosures are available upon request.
Drawings with additional dimensions can be furnished upon request.


Accessories	Part Number
Mounting plate, 1,5 mm thick, galvanized steel	3.130.0647.29
Mounting plate, 2 mm thick, ø 3 mm perforated, yellow passivated steel	3.130.0526.27
DIN Rail, DIN 35, short side	3.130.0647.50



We offer total solutions

- Creative
- Flexible
- Economical

We offer one stop shopping. Take advantage of our strength to gain a competitive advantage in the market place.



Enclosures made of Polyester

Enclosures are made of fiber reinforced Polyester. They feature plain walls and captive stainless steel screws for the cover.

Due to their rugged construction, excellent corrosion and chemical resistance, these enclosures are suitable for chemical- and petrochemical environments.

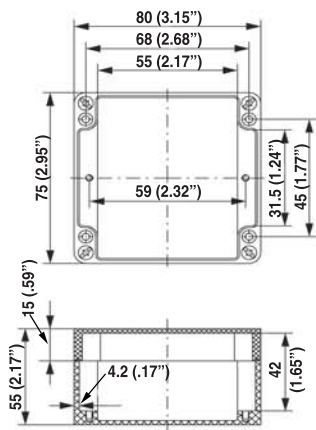


Technical Information		Polyester
Protection EN 60529		IP 65
Impact EN 50102		IK 06
(+35 °C / -25 °C)		
Temperature range		-40 °C...+80 °C
Standard color		Grey RAL 7000
Gasket		Buna-N
Cover screws made of		AISI 304
Stainless steel		



Enclosures made of Polyester

(PYA) 75 x 80 x 55 mm (2.95" x 3.15" x 2.17")



Polyester

Part Number

Grey

3.170.0656.10

Assembly and machining services of your enclosures are available upon request.
Drawings with additional dimensions can be furnished upon request.

Accessories

Part Number

Mounting plate made of Pertinax

3.170.0577.52

DIN Rail, DIN 15


3.170.0578.99

Hinges, pair

3.170.0578.82

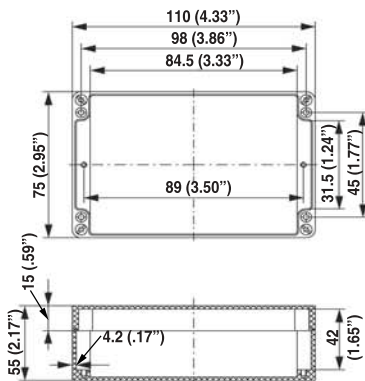
Fastening lugs, AISI 304

3.170.0572.88



Cover screws are included.

(PYA) 75 x 110 x 55 mm (2.95" x 4.33" x 2.17")



Polyester

Part Number

Grey

3.170.0656.27

Assembly and machining services of your enclosures are available upon request.
Drawings with additional dimensions can be furnished upon request.

Accessories


Part Number

Mounting plate made of Pertinax

3.170.0577.69

DIN Rail, DIN 15

3.170.0579.05



Cover screws are included.

Enclosures made of Polyester

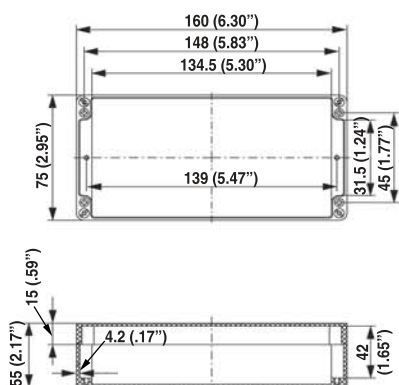
(PYA) 75 x 160 x 55 mm (2.95" x 6.30" x 2.17")




Polyester	Part Number
Grey	3.170.0656.34

Assembly and machining services of your enclosures are available upon request.
Drawings with additional dimensions can be furnished upon request.

Accessories	Part Number
Mounting plate made of Pertinax	3.170.0577.76
DIN Rail, DIN 15	3.170.0579.12



Cover screws are included.



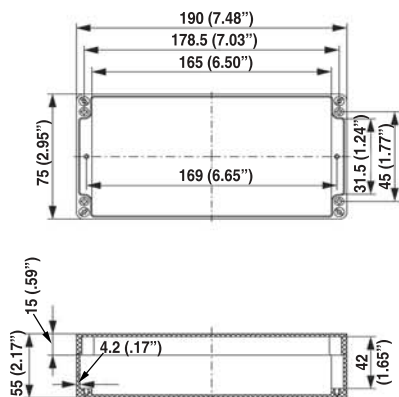
(PYA) 75 x 190 x 55 mm (2.95" x 7.48" x 2.17")




Polyester	Part Number
Grey	3.170.0656.41

Assembly and machining services of your enclosures are available upon request.
Drawings with additional dimensions can be furnished upon request.

Accessories	Part Number
Mounting plate made of Pertinax	3.170.0577.83
DIN Rail, DIN 15	3.170.0579.29

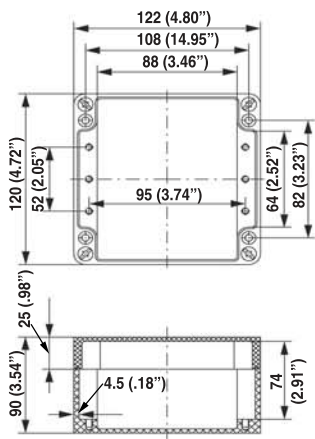


Cover screws are included.



Enclosures made of Polyester

(PYA) 120 x 122 x 90 mm (4.72" x 4.80" x 3.54")



Polyester

Part Number

Grey

3.170.0656.58

Assembly and machining services of your enclosures are available upon request.
Drawings with additional dimensions can be furnished upon request.

Accessories

Part Number

Mounting plate, yellow passivated steel

3.170.0577.90

DIN Rail, DIN 32

3.170.0571.72

DIN Rail, DIN 35


3.170.0570.59

Hinges, pair

3.170.0578.82

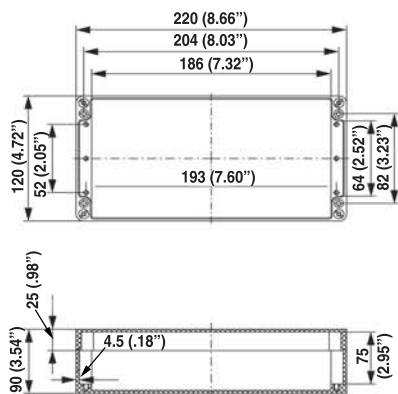
Fastening lugs, AISI 304

3.170.0572.95



Cover screws are included.

(PYA) 120 x 220 x 90 mm (4.72" x 8.66" x 3.54")



Polyester

Part Number

Grey

3.170.0656.72

Assembly and machining services of your enclosures are available upon request.
Drawings with additional dimensions can be furnished upon request.

Accessories

Part Number

Mounting plate, yellow passivated steel

3.170.0578.06

DIN Rail, DIN 32

3.170.0571.89

DIN Rail, DIN 35

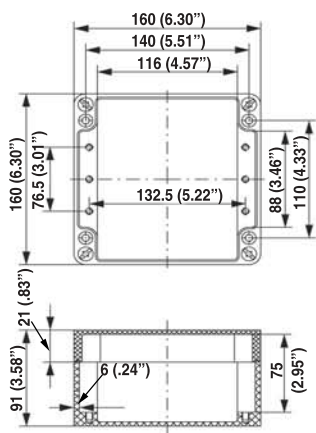
3.170.0570.66



Cover screws are included.

Enclosures made of Polyester


(PYA) 160 x 160 x 91 mm (6.30" x 6.30" x 3.58")



Polyester	Part Number
Grey	3.170.0656.89

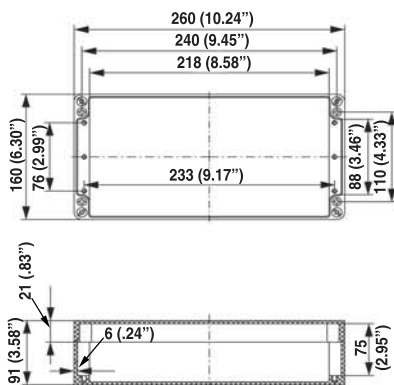
Assembly and machining services of your enclosures are available upon request.
Drawings with additional dimensions can be furnished upon request.

Accessories	Part Number
Mounting plate, yellow passivated steel	3.170.0578.13
DIN Rail, DIN 32	3.170.0572.02
DIN Rail, DIN 35	3.170.0570.80
Hinges, pair	3.170.0578.82
Fastening lugs, AISI 304	3.170.0573.01



Cover screws are included.

(PYA) 160 x 260 x 91 mm (6.30" x 10.24" x 3.58")



Polyester	Part Number
Grey	3.170.0657.02

Assembly and machining services of your enclosures are available upon request.
Drawings with additional dimensions can be furnished upon request.

Accessories	Part Number
Mounting plate, yellow passivated steel	3.170.0578.20
DIN Rail, DIN 32	3.170.0572.19
DIN Rail, DIN 35	3.170.0570.97



Cover screws are included.

Enclosures made of Polyester

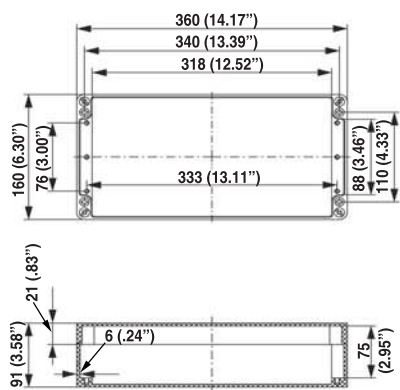
(PYA) 160 x 360 x 91 mm (6.30" x 14.17" x 3.58")



Polyester	Part Number
Grey	3.170.0657.19

Assembly and machining services of your enclosures are available upon request.
Drawings with additional dimensions can be furnished upon request.

Accessories	Part Number
Mounting plate, yellow passivated steel	3.170.0578.37
DIN Rail, DIN 32	3.170.0580.87
DIN Rail, DIN 35	3.170.0579.74



Cover screws are included.



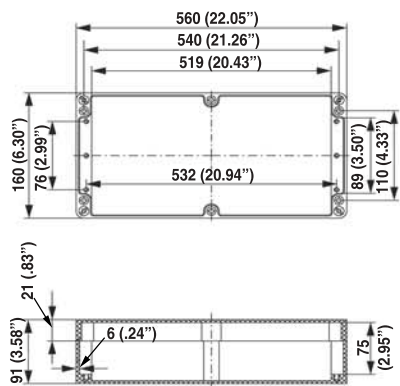
(PYA) 160 x 560 x 91 mm (6.30" x 22.05" x 3.58")



Polyester	Part Number
Grey	3.170.0657.26

Assembly and machining services of your enclosures are available upon request.
Drawings with additional dimensions can be furnished upon request.

Accessories	Part Number
Mounting plate, yellow passivated steel	3.170.0578.44
DIN Rail, DIN 32	3.170.0572.26
DIN Rail, DIN 35	3.170.0571.03

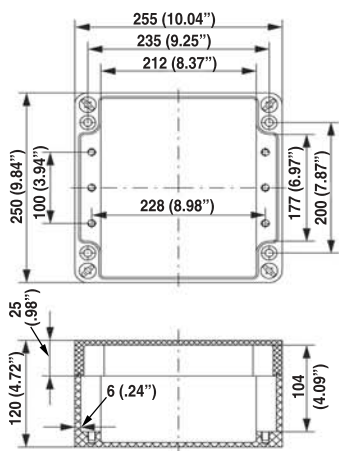


Cover screws are included.



Enclosures made of Polyester

(PYA) 250 x 255 x 120 mm (9.84" x 10.04" x 4.72")



Polyester	Part Number
Grey	3.170.0657.33

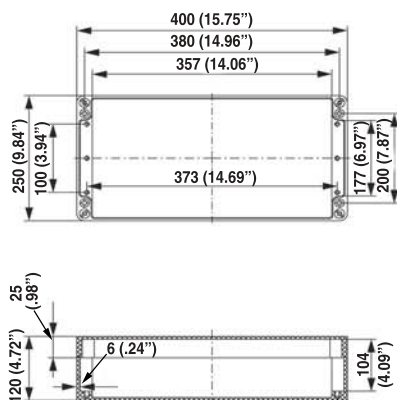
Assembly and machining services of your enclosures are available upon request.
Drawings with additional dimensions can be furnished upon request.

Accessories	Part Number
Mounting plate, yellow passivated steel	3.170.0578.51
DIN Rail, DIN 32	3.170.0581.00
DIN Rail, DIN 35	3.170.0579.98
Hinges, pair	3.170.0578.82
Fastening lugs, AISI 304	3.170.0573.18



Cover screws are included.

(PYA) 250 x 400 x 120 mm (9.84" x 15.75" x 4.72")



Polyester	Part Number
Grey	3.170.0657.57

Assembly and machining services of your enclosures are available upon request.
Drawings with additional dimensions can be furnished upon request.

Accessories	Part Number
Mounting plate, yellow passivated steel	3.170.0578.68
DIN Rail, DIN 32	3.170.0581.17
DIN Rail, DIN 35	3.170.0580.01



Cover screws are included.

Enclosures made of Polyester

(PYA) 400 x 405 x 120 mm (15.75" x 15.94" x 4.72")



Polyester

Part Number

Grey

3.170.0657.64

Assembly and machining services of your enclosures are available upon request.
Drawings with additional dimensions can be furnished upon request.

Accessories

Part Number

Mounting plate,
yellow passivated steel

3.170.0578.75

DIN Rail, DIN 32

3.170.0581.17

DIN Rail, DIN 35

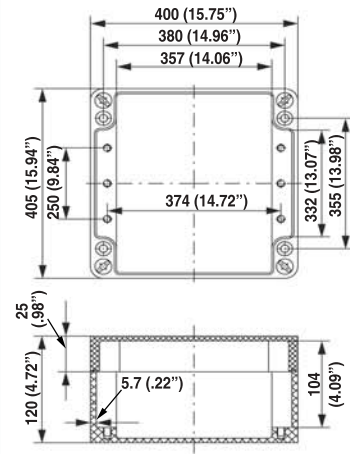
3.170.0580.01

Hinges, pair


3.170.0578.82

Fastening lugs, AISI 304

3.170.0573.25



Cover screws are included.



Enclosures - Steel & Stainless Steel

These enclosures are made of Polyester coated sheet metal, gray code RAL 7035 or stainless steel per AISI 304. They are preferred for terminal block installations.

Standard equipment includes a perforated mounting angle to facilitate installation of the mounting plate or DIN rails. This makes it possible to drill access holes for cables anywhere along the sidewalls.

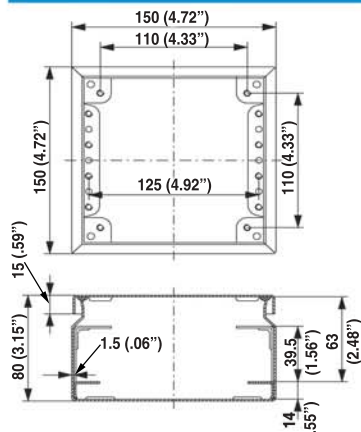
A 120 mm (4 3/4") deep Steel Enclosure with mounting flange or with Polycarbonate translucent top will be available upon request.

Technical Information	Polyester Painted Steel	Stainless Steel
Protection EN 60529	IP 66	IP 66
Impact EN 50102	IK 09	IK 09
(+35 °C / -25 °C)	With transparent Polycarbonate window IK 07 -5 °C / +80 °C	
Standard color	Grey RAL 7035	AISI 304 natural
Gasket	PUR (Polyurethane)	PUR (Polyurethane)
Cover screws	Stainless steel	Stainless steel
	AISI 304	AISI 304



Enclosures made of Steel and Stainless Steel

(STA / SSA) 150 x 150 x 80 mm (5.91" x 5.91" x 3.15")



The drawing shows the lacquered steel enclosure.

Powder Coated Steel	Part Number
Plain sides	3.180.0798.60
Stainless Steel (AISI 304)	Part Number
Plain sides	3.180.0895.48

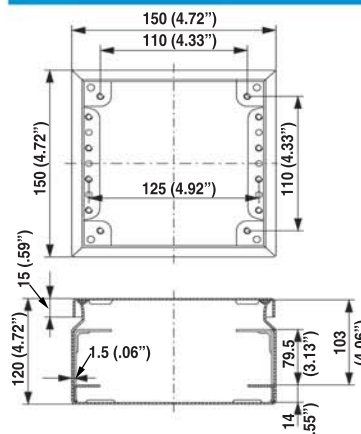
Assembly and machining services of your enclosures are available upon request.
Drawings with additional dimensions can be furnished upon request.

Accessories	Part Number
Mounting plate, 2 mm thick, yellow passivated steel	3.180.0573.94
DIN Rail, DIN 35	3.180.0568.78



Additional accessories available upon request

(STA / SSA) 150 x 150 x 120 mm (5.91" x 5.91" x 4.72")



The drawing shows the lacquered steel enclosure.

Powder Coated Steel	Part Number
Plain sides	3.180.0892.03
Stainless Steel (AISI 304)	Part Number
Plain sides	3.180.0896.92

Assembly and machining services of your enclosures are available upon request.
Drawings with additional dimensions can be furnished upon request.

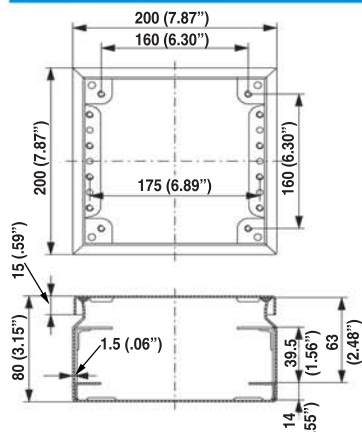
Accessories	Part Number
Mounting plate, 2 mm thick, yellow passivated steel	3.180.0573.94
DIN Rail, DIN 35	3.180.0568.78



Additional accessories available upon request

Enclosures made of Steel and Stainless Steel

(STA / SSA) 200 x 200 x 80 mm (7.87" x 7.87" x 3.15")



The drawing shows the lacquered steel enclosure.

Powder Coated Steel	Part Number
Plain sides	3.180.0798.77
Stainless Steel (AISI 304)	Part Number
Plain sides	3.180.0895.55

Assembly and machining services of your enclosures are available upon request.
Drawings with additional dimensions can be furnished upon request.

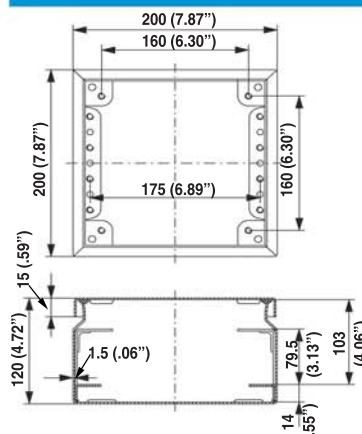
Accessories	Part Number
Mounting plate, 2 mm thick, yellow passivated steel	3.180.0574.17
DIN Rail, DIN 35	3.180.0568.85



Additional accessories available upon request

Cover screws and seals as well as assembly screws and plugs are included.

(STA / SSA) 200 x 200 x 120 mm (7.87" x 7.87" x 4.72")



The drawing shows the lacquered steel enclosure.

Powder Coated Steel	Part Number
Plain sides	3.180.0892.10
Stainless Steel (AISI 304)	Part Number
Plain sides	3.180.0897.08

Assembly and machining services of your enclosures are available upon request.
Drawings with additional dimensions can be furnished upon request.

Accessories	Part Number
Mounting plate, 2 mm thick, yellow passivated steel	3.180.0574.17
DIN Rail, DIN 35	3.180.0568.85

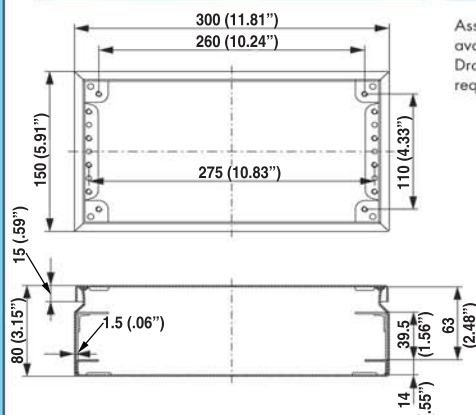


Additional accessories available upon request

Cover screws and seals as well as assembly screws and plugs are included.

Enclosures made of Steel and Stainless Steel

(STA / SSA) 300 x 150 x 80 mm (11.81" x 5.91" x 3.15")



The drawing shows the lacquered steel enclosure.

Powder Coated Steel	Part Number
Plain sides	3.180.0798.84
Stainless Steel (AISI 304)	Part Number
Plain sides	3.180.0895.62

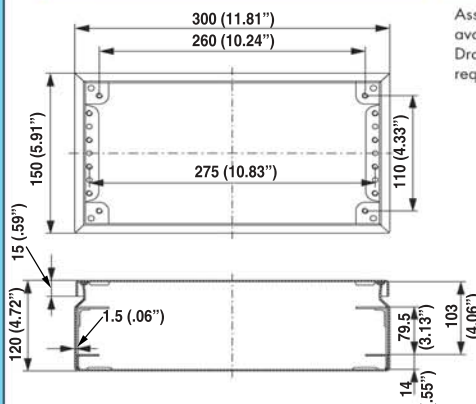
Assembly and machining services of your enclosures are available upon request. Drawings with additional dimensions can be furnished upon request.

Accessories	Part Number
Mounting plate, 2 mm thick, yellow passivated steel	3.180.0994.62
DIN Rail, DIN 35	3.180.0568.92



Additional accessories available upon request

(STA / SSA) 300 x 150 x 120 mm (11.81" x 5.91" x 4.72")



The drawing shows the lacquered steel enclosure.

Powder Coated Steel	Part Number
Plain sides	3.180.0892.27
Stainless Steel (AISI 304)	Part Number
Plain sides	3.180.0897.15

Assembly and machining services of your enclosures are available upon request. Drawings with additional dimensions can be furnished upon request.

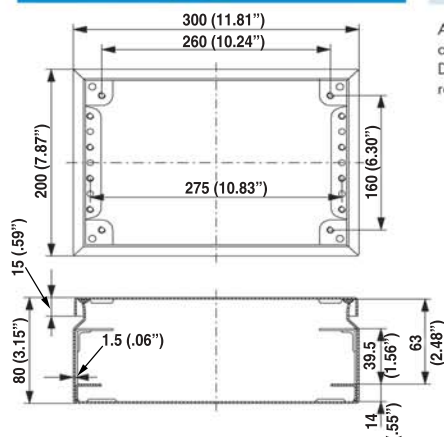
Accessories	Part Number
Mounting plate, 2 mm thick, yellow passivated steel	3.180.0994.62
DIN Rail, DIN 35	3.180.0568.92



Additional accessories available upon request

Enclosures made of Steel and Stainless Steel

(STA / SSA) 300 x 200 x 80 mm (11.81" x 7.87" x 3.15")



The drawing shows the lacquered steel enclosure.

Powder Coated Steel	Part Number
Plain sides	3.180.0798.91
Stainless Steel (AISI 304)	Part Number
Plain sides	3.180.0895.79

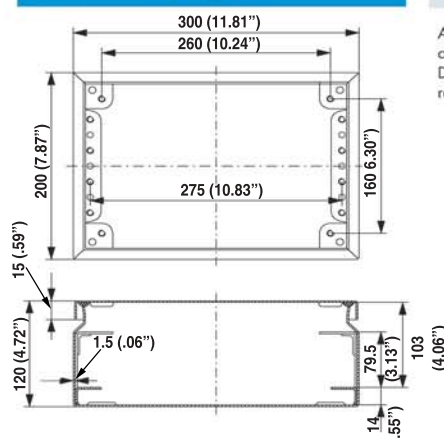
Assembly and machining services of your enclosures are available upon request.
Drawings with additional dimensions can be furnished upon request.

Accessories	Part Number
Mounting plate, 2 mm thick, yellow passivated steel	3.180.0994.79
DIN Rail, DIN 35	3.180.0568.92



Additional accessories available upon request

(STA / SSA) 300 x 200 x 120 mm (11.81" x 7.87" x 4.72")



The drawing shows the lacquered steel enclosure.

Powder Coated Steel	Part Number
Plain sides	3.180.0892.34
Stainless Steel (AISI 304)	Part Number
Plain sides	3.180.0897.22

Assembly and machining services of your enclosures are available upon request.
Drawings with additional dimensions can be furnished upon request.

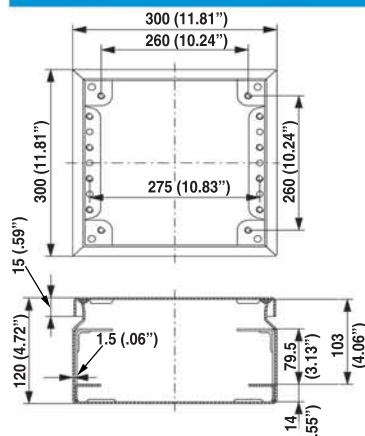
Accessories	Part Number
Mounting plate, 2 mm thick, yellow passivated steel	3.180.0994.79
DIN Rail, DIN 35	3.180.0568.92



Additional accessories available upon request

Enclosures made of Steel and Stainless Steel

(STA / SSA) 300 x 300 x 120 mm (11.81" x 11.81" x 4.72")



The drawing shows the lacquered steel enclosure.

Powder Coated Steel

Part Number

Plain sides

3.180.0892.41

Stainless Steel (AISI 304)

Part Number

Plain sides

3.180.0897.39

Assembly and machining services of your enclosures are available upon request. Drawings with additional dimensions can be furnished upon request.

Accessories

Part Number

Mounting plate, 2 mm thick, yellow passivated steel

3.180.0574.79

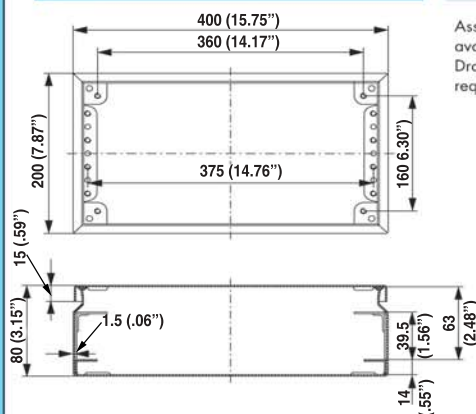
DIN Rail, DIN 35

3.180.0568.92



Additional accessories available upon request

(STA / SSA) 400 x 200 x 80 mm (15.75" x 7.87" x 3.15")



The drawing shows the lacquered steel enclosure.

Powder Coated Steel

Part Number

Plain sides

3.180.0799.14

Stainless Steel (AISI 304)

Part Number

Plain sides

3.180.0895.93

Assembly and machining services of your enclosures are available upon request. Drawings with additional dimensions can be furnished upon request.

Accessories

Part Number

Mounting plate, 2 mm thick, yellow passivated steel

3.180.0994.86

DIN Rail, DIN 35

3.180.0569.08

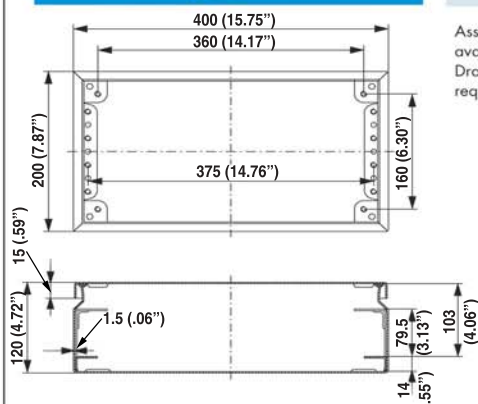


Additional accessories available upon request

Cover screws and seals as well as assembly screws and plugs are included.

Enclosures made of Steel and Stainless Steel

(STA / SSA) 400 x 200 x 120 mm (15.75" x 7.87" x 4.72")



The drawing shows the lacquered steel enclosure.

Powder Coated Steel	Part Number
Plain sides	3.180.0892.58
Stainless Steel (AISI 304)	Part Number
Plain sides	3.180.0897.46

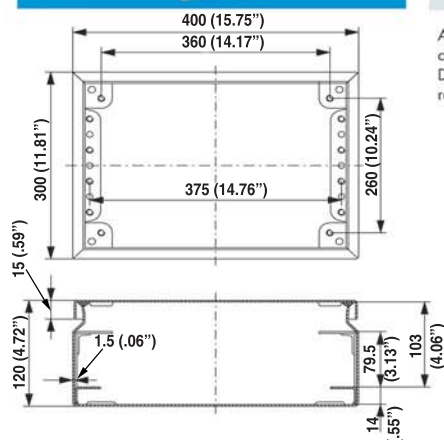
Assembly and machining services of your enclosures are available upon request.
Drawings with additional dimensions can be furnished upon request.

Accessories	Part Number
Mounting plate, 2 mm thick, yellow passivated steel	3.180.0994.86
DIN Rail, DIN 35	3.180.0569.08



Additional accessories available upon request

(STA / SSA) 400 x 300 x 120 mm (15.75" x 11.81" x 4.72")



The drawing shows the lacquered steel enclosure.

Powder Coated Steel	Part Number
Plain sides	3.180.0892.65
Stainless Steel (AISI 304)	Part Number
Plain sides	3.180.0897.53

Assembly and machining services of your enclosures are available upon request.
Drawings with additional dimensions can be furnished upon request.

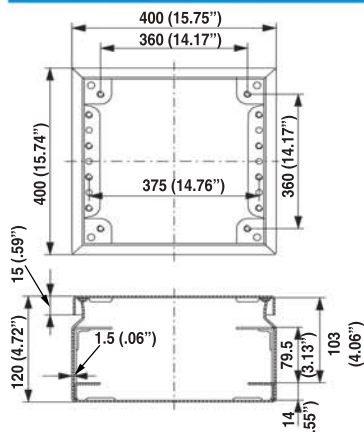
Accessories	Part Number
Mounting plate, 2 mm thick, yellow passivated steel	3.180.0994.93
DIN Rail, DIN 35	3.180.0569.08



Additional accessories available upon request

Enclosures made of Steel and Stainless Steel

(STA / SSA) 400 x 400 x 120 mm (15.75" x 15.75" x 4.72")



The drawing shows the lacquered steel enclosure.

Powder Coated Steel

Part Number

Plain sides

3.180.0892.72

Stainless Steel (AISI 304)

Part Number

Plain sides

3.180.0897.60

Assembly and machining services of your enclosures are available upon request. Drawings with additional dimensions can be furnished upon request.

Accessories

Part Number

Mounting plate, 2 mm thick, yellow passivated steel

3.180.0575.16

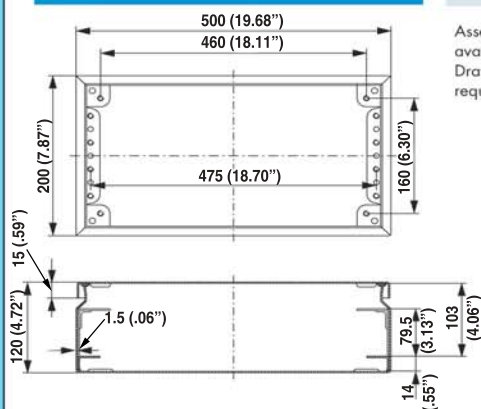
DIN Rail, DIN 35

3.180.0569.08



Additional accessories available upon request

(STA / SSA) 500 x 200 x 120 mm (19.68" x 7.87" x 4.72")



The drawing shows the lacquered steel enclosure.

Powder Coated Steel

Part Number

Plain sides

3.180.0892.89

Stainless Steel (AISI 304)

Part Number

Plain sides

3.180.0897.77

Assembly and machining services of your enclosures are available upon request. Drawings with additional dimensions can be furnished upon request.

Accessories

Part Number

Mounting plate, 2 mm thick, yellow passivated steel

3.180.0995.09

DIN Rail, DIN 35

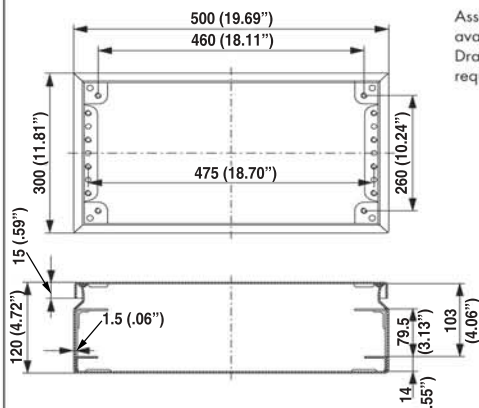
3.180.0569.15



Additional accessories available upon request

Enclosures made of Steel and Stainless Steel

(STA / SSA) 500 x 300 x 120 mm (19.68" x 11.81" x 4.72")



The drawing shows the lacquered steel enclosure.

Powder Coated Steel	Part Number
Plain sides	3.180.0892.96
Stainless Steel (AISI 304)	Part Number
Plain sides	3.180.0897.84

Assembly and machining services of your enclosures are available upon request.
 Drawings with additional dimensions can be furnished upon request.

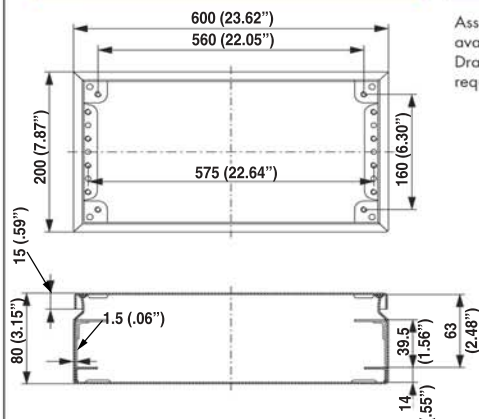
Accessories	Part Number
Mounting plate, 2 mm thick, yellow passivated steel	3.180.0995.16
DIN Rail, DIN 35	3.180.0569.15



Additional accessories available upon request

Cover screws and seals as well as assembly screws and plugs are included.

(STA / SSA) 600 x 200 x 80 mm (23.62" x 7.87" x 3.15")



The drawing shows the lacquered steel enclosure.

Powder Coated Steel	Part Number
Plain sides	3.180.0799.69
Stainless Steel (AISI 304)	Part Number
Plain sides	3.180.0896.47

Assembly and machining services of your enclosures are available upon request.
 Drawings with additional dimensions can be furnished upon request.

Accessories	Part Number
Mounting plate, 2 mm thick, yellow passivated steel	3.180.0995.23
DIN Rail, DIN 35	3.180.0569.22

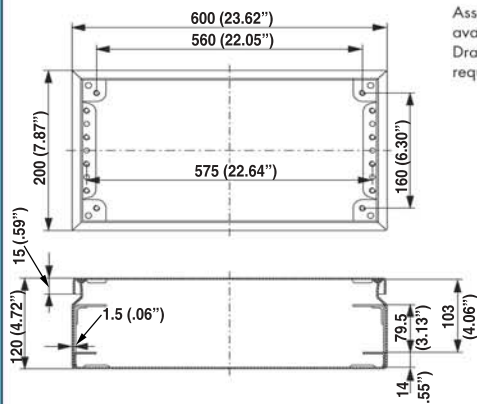


Additional accessories available upon request

Cover screws and seals as well as assembly screws and plugs are included.

Enclosures made of Steel and Stainless Steel

(STA / SSA) 600 x 200 x 120 mm (23.62" x 7.87" x 4.72")



The drawing shows the lacquered steel enclosure.

Powder Coated Steel	Part Number
Plain sides	3.180.0893.02
Stainless Steel (AISI 304)	Part Number
Plain sides	3.180.0897.91

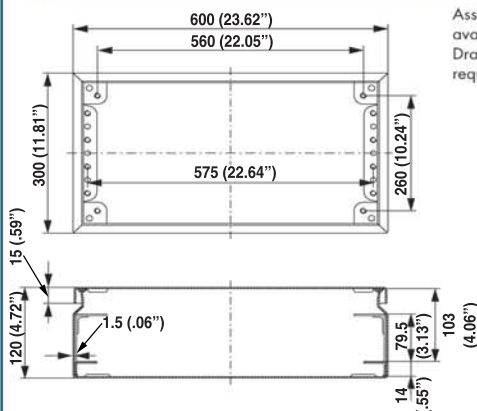
Assembly and machining services of your enclosures are available upon request.
Drawings with additional dimensions can be furnished upon request.

Accessories	Part Number
Mounting plate, 2 mm thick, yellow passivated steel	3.180.0995.23
DIN Rail, DIN 35	3.180.0569.22



Additional accessories available upon request

(STA / SSA) 600 x 300 x 120 mm (23.62" x 11.81" x 4.72")



The drawing shows the lacquered steel enclosure.

Powder Coated Steel	Part Number
Plain sides	3.180.0893.19
Stainless Steel (AISI 304)	Part Number
Plain sides	3.180.0898.07

Assembly and machining services of your enclosures are available upon request.
Drawings with additional dimensions can be furnished upon request.

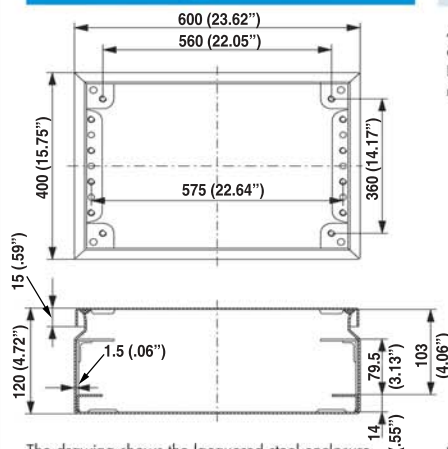
Accessories	Part Number
Mounting plate, 2 mm thick, yellow passivated steel	3.180.0995.30
DIN Rail, DIN 35	3.180.0569.22



Additional accessories available upon request

Enclosures made of Steel and Stainless Steel

(STA / SSA) 600 x 400 x 120 mm (23.62" x 15.75" x 4.72")



The drawing shows the lacquered steel enclosure.

Powder Coated Steel	Part Number
Plain sides	3.180.0893.26
Stainless Steel (AISI 304)	Part Number
Plain sides	3.180.0898.14

Assembly and machining services of your enclosures are available upon request.
Drawings with additional dimensions can be furnished upon request.

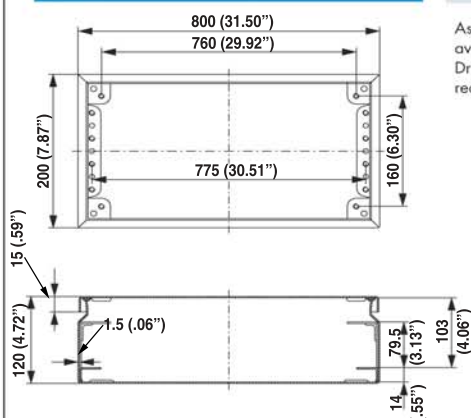
Cover screws and seals as well as assembly screws and plugs are included.

Accessories	Part Number
Mounting plate, 2 mm thick, yellow passivated steel	3.180.0995.47
DIN Rail, DIN 35	3.180.0569.22



Additional accessories available upon request

(STA / SSA) 800 x 200 x 120 mm (31.50" x 7.87" x 4.72")



The drawing shows the lacquered steel enclosure.

Powder Coated Steel	Part Number
Plain sides	3.180.0893.33
Stainless Steel (AISI 304)	Part Number
Plain sides	3.180.0898.21

Assembly and machining services of your enclosures are available upon request.
Drawings with additional dimensions can be furnished upon request.

Cover screws and seals as well as assembly screws and plugs are included.

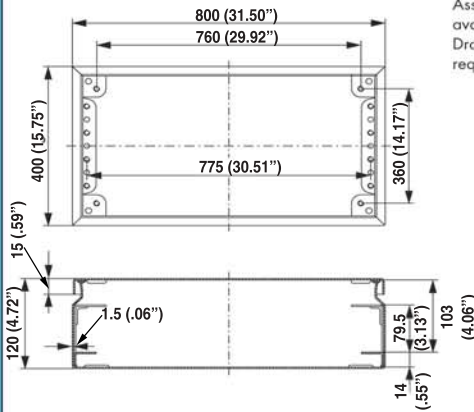
Accessories	Part Number
Mounting plate, 2 mm thick, yellow passivated steel	3.180.0995.54
DIN Rail, DIN 35	3.180.0569.39



Additional accessories available upon request

Enclosures made of Steel and Stainless Steel

(STA / SSA) 800 x 400 x 120 mm (31.45 x 15.75" x 4.72")



The drawing shows the lacquered steel enclosure.

Powder Coated Steel	Part Number
Plain sides	3.180.0893.40
Stainless Steel (AISI 304)	Part Number
Plain sides	3.180.0898.38

Assembly and machining services of your enclosures are available upon request.
Drawings with additional dimensions can be furnished upon request.

Accessories	Part Number
Mounting plate, 2 mm thick, yellow passivated steel	3.180.0995.61
DIN Rail, DIN 35	3.180.0569.39



Additional accessories available upon request

Cover screws and seals as well as assembly screws and plugs are included.

Technical Information

- On the following pages, you will find helpful technical information regarding the selected materials to help you make the best selection for your enclosure.
- If you have questions, please contact our sales team at

info@sealconusa.com



Material specifications and compatibility chart

	Weak acid	Concentrated acid	Weak caustic solution	Concentrated caustic solution	Alcohol	Gasoline	Benzol	Mineral oil	Diesel	Ammonia	Vegetable fat	Animal fat	Free of halogen, heavy metal, PVC and silicone	Flame resistant per VDE 0471 / EN 60695 / UL 94	Max. ambient temperature (short term expose 1 hr. max)	Max. ambient temperature (continuous exposure)
ABS, Impact resistant	○	/	●	●	●	/	/	○	/	●	○	○	yes	960 °C / V-2	+80 °C	-40 °C - +70 °C
Polycarbonate, Fiberglass reinforced	○	/	/	/	●	●	/	●	○	/	●	●	yes	960 °C / V-2	+130 °C	-35 °C - +120 °C
Polycarbonate, transparent	○	/	/	/	○	○	/	●	○	/	●	●	yes	850 °C / V-2	+130 °C	-35 °C - +120 °C
Polyethylene	●	●	●	●	●	○	/	○	○	●	●	●	yes	650 °C / V-2	+100 °C	-40 °C - +70 °C
Polypropylene	●	○	●	○	●	○	○	●	○	●	●	●	yes	960 °C / V-2	+120 °C	-30 °C - +100 °C
Polypropylene, Halogen free	●	○	●	○	●	○	○	●	○	●	●	●	yes	960 °C / V-2	+120 °C	-30 °C - +100 °C
Polypropylene Copolymer	●	○	●	○	●	○	○	○	●	●	●	●	yes	650 °C / HB	+120 °C	-30 °C - +100 °C
Polyurethane	○	○	○	○	○	○	○	●	○	○	●	●	yes	650 °C / -	+110 °C	-35 °C - +80 °C
Aluminium AL 12 Si	●	○	●	●	○	●	/	●	●	●	○	○	yes	-	+130 °C	-40 °C - +100 °C
	○	○	○	○	●	●	●	●	●	●	●	●	yes	960 °C / V-0	+90 °C	-40 °C - +70 °C
	/	/	○	/	●	●	●	●	●	●	●	●	yes	960 °C / V-0	+120 °C	-40 °C - +100 °C
Polyamide (Nylon) 6, Fiberglass reinforced	●	○	●	●	●	●	○	●	●	●	○	○	yes	750 °C / HB	+200 °C	-30 °C - +100 °C
Thermoplastic Elastomer	●	○	●	○	●	○	○	○	○	○	●	●	yes	750 °C / HB	+110 °C	-30 °C - +80 °C

● compatible ○ limited compatibility / incompatible

Material selection chart: optimized for your application

Polycarbonate (PC)

- | | |
|--|---|
| + High impact resistance | - Because of the fibreglass used, achieving the correct color shade maybe difficult |
| + High degree of protection | |
| + Light weight | |
| + Good resistance to chemicals | |
| + Wide temperature range | |
| + Self-extinguishing | |
| + Easily machined using standard tools | |
| + Excellent insulation properties | |
| + Also suitable for outdoor use | |
| + Also available with clear cover | |

Acryl-butadiene-styrene (ABS)

- | | |
|--|--|
| + Cost-effective | - Lower impact resistance than that of polycarbonate |
| + Light weight | - Narrower temperature-resistance range than polycarbonate |
| + Good chemical resistance | - Low UV radiation resistance |
| + Easy to machine using standard tools | - Not suitable for outdoor use |
| | - Not self-extinguishing |

Aluminium (AL)

- | | |
|-------------------------------------|--------------------------------|
| + Lighter than steel | - Machining may be problematic |
| + High impact resistance | - Expensive |
| + Good resistance against solvents | |
| + wide temperature resistance range | |
| + Excellent corrosion resistance | |

Polyester (GRP, glass-reinforced-polyester)

- | | |
|--|---|
| + Excellent temperature resistance | - More expensive than thermoplastic materials |
| + Excellent impact resistance | - Machining problematic |
| + Good corrosion resistance | - Un-recyclable material |
| + Good resistance against solvents | |
| + Suitability for highly demanding industrial environments | |

Stainless Steel (AISI 304)

- | | |
|--|--|
| + High impact resistance | - More expensive than painted mild steel |
| + High degree of protection | - Customizing more difficult than with painted steel |
| + Excellent corrosion resistance | |
| + Excellent resistance to UV radiation | |
| + Suitable for outdoor use; canopy for rain is recommended | |
| + Suitable for industrial environments | |
| + Excellent suitability for e.g. the food industry | |

Polystyrene-painted mild Steel

- | | |
|--|------------------|
| + High impact resistance | - Corrosion risk |
| + High degree of protection | |
| + Easy to customize; special dimensions possible | |

Acid-proof Steel (AISI 316)

- | | |
|--|--|
| As AISI 304, also: | - More expensive than stainless steel |
| + Extremely high resistance to corrosion | - Customizing more difficult than with painted steel |
| + Excellent suitability for off-shore industry | |
| + Excellent suitability for paper industry | |

Protection (IP) Ratings per EN 60529 / DIN VDE 0470

International Protection, EN 60529											
Protection against human access to hazardous parts	Protection of equipment against penetration of solid foreign objects	Penetration of water	Non-protected	Protected against vertically falling water drops	Protected against vertically falling water drops when device is tilted up to 15°	Water sprayed at an angle up to 60° on either side of the vertical shall have no harmful effects	Water splashed from any direction shall have no harmful effects	Water projected in jets from any direction shall have no harmful effects	Water projected in powerful jets from any direction shall have no harmful effects	Protected against temporary immersion	Protected against continuous immersion
		IP 0x	IP x0	IP x1	IP x2	IP x3	IP x4	IP x5	IP x6	IP x7	IP x8
Non-protected	Non-protected	IP 0x	IP 00								
Protected against access to hazardous parts with the back of the hand	Protected against solid foreign objects larger in diameter than 50 mm	IP 1x	IP 10	IP 11	IP 12						
Protected against access to hazardous parts with a finger	Protected against solid foreign object larger in diameter than 12,5 mm	IP 2x	IP 20	IP 21	IP 22	IP 23					
Protected against access to hazardous parts with a tool larger in diameter than 2,5 mm	Protected against solid foreign objects larger in diameter than 2,5 mm	IP 3x	IP 30	IP 31	IP 32	IP 33	IP 34				
Protected against access to hazardous parts with a wire larger in diameter than 1,0 mm	Protected against solid foreign objects larger in diameter than 1 mm	IP 4x	IP 40	IP 41	IP 42	IP 43	IP 44				
Protected against access to hazardous parts with a wire larger in diameter than 1,0 mm	Prevents penetration of dust sufficient to cause damage inside the equipment.	IP 5x	IP 50				IP 54	IP 55			
Protected against access to hazardous parts with a wire larger in diameter than 1,0 mm	Dust proof	IP 6x	IP 60					IP 65	IP 66	IP 67	IP 68

IK Ratings, EN 50102

Impact energy (Joules)	IK-Code
< 1	IK 01 – 05
1	IK 06
2	IK 07
5	IK 08
10	IK 09
20	IK 10

Limited Liability

Products, design, colors and dimensions are subject to change without prior notice. We reserve the right to make technical improvements on all our products, currently ordered or for future orders. It is the user's responsibility to verify all dimensions and technical data. HUMMEL Electrotechnik will assume no liability regarding information provided to the user by published literature or inside technical staff, its distributors and outside sales personnel. Errors in the catalog can occur and shall not create any liability whatsoever for HUMMEL. All information provided by HUMMEL is without guarantee and must be verified by the user.

NEMA rating

NEMA Rating	IP-class	Indoor	Outdoor	In- and Outdoor	Protection against:
NEMA 1	IP 23	x			Falling dirt and moisture
NEMA 2	IP 30	x			Splashing water and dirt
NEMA 3	IP 64		x		Wind carried dust, rain and hail
NEMA 3R	IP 32		x		Rain and hail
NEMA 3S	IP 64		x		As 3, outdoor equipment under ice load
NEMA 4	IP 66			x	As 3, protection against water spray, ice accumulation
NEMA 4x	IP 66			x	As 4, corrosion resistant
NEMA 6	IP 66 – 68			x	As 6P, ice accumulation corrosion resistant
NEMA 6P	IP 67 – 68			x	Submersed in water for a specified time and depth
NEMA 12, 12K	IP 65	x			Dirt/ non-corrosive drops of liquid
NEMA 13	IP 65	x			Same as 12, oils and non-corrosive coolant

NEMA (National Electrical Manufacturers' Association) is a cooperative organization for the American electrical industry. The NEMA specifications and testing methods are used by Underwriters Laboratories (UL) for testing and classification of enclosures. The table above gives a comparison of the NEMA classification and the nearest corresponding IP rating.

Approvals

	Series 11	Series 12	Series 13	Series 14	Series 15	Series 16	Series 17	Series 18
UL	x (only PC)	x (only PC)	x (only PC)	x				
cUL	x (only PC)	x (only PC)	x (only PC)	x				
GOST	x	x	x	x	x	x	x	x
Germanischer Lloyd	x	x	x	x				x
RINA	x	x	x					



Liquid Tight Strain Relief Fittings, Conduit System & Accessories



European / Domestic Cable
UL / UR / CSA / CE / HAR/ RoHS




Polycarbonate / Polystyrene
& Aluminum Enclosures



Strain Relief Fittings, Conduit, Explosive Proof & Accessories



(M16, M23 & M40)
Circular Connectors



Email: info@sealconusa.com

Web: www.sealconusa.com



14853 Hinsdale Ave. Suite D
Centennial, CO 80112-4240 USA

Toll Free: 800-456-9012

303-699-1135

Fax: 303-680-5344